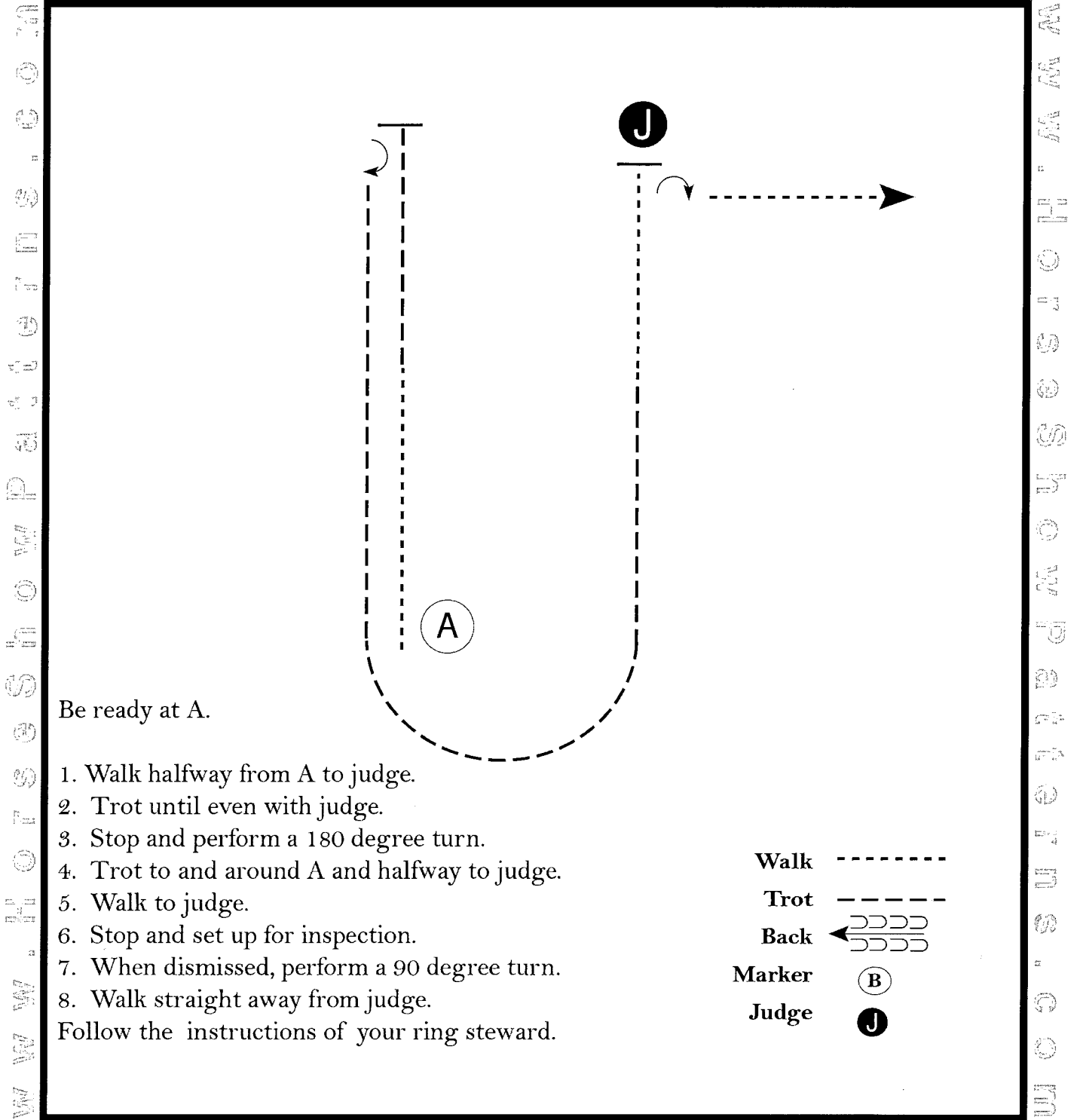


# KEYSTONE SHOWDOWN

## Showmanship (Walk/Trot)

Show Date: June 15-18, 2017



[SWT-77]

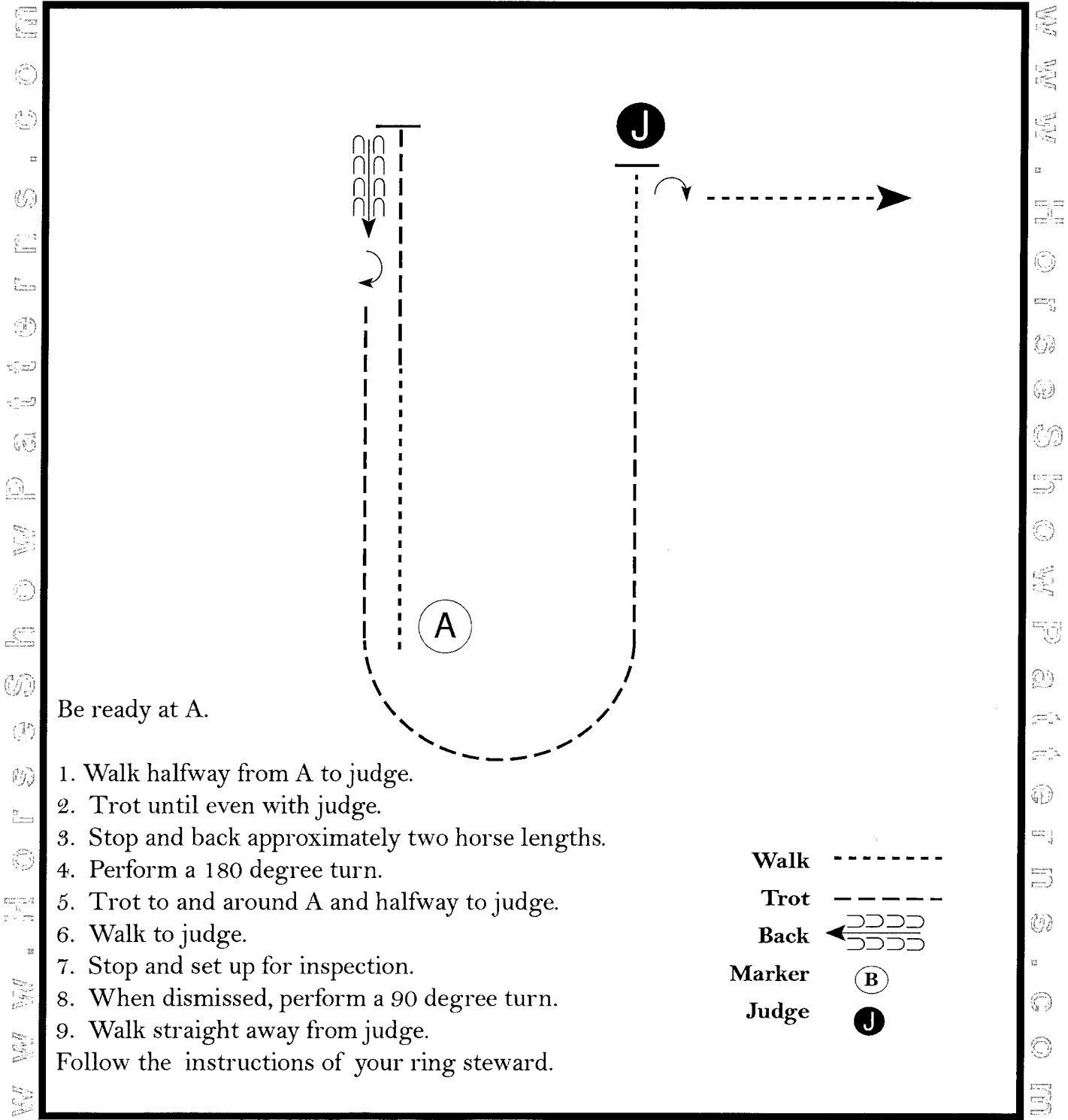
Pattern Provided by:

*Devitt*

# KEYSTONE SHOWDOWN

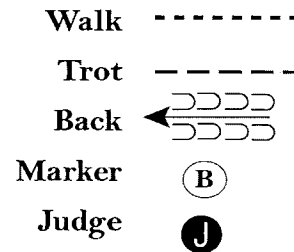
## Showmanship (Level 1 - Youth & Amateur)

Show Date: June 15-18, 2017



Be ready at A.

1. Walk halfway from A to judge.
  2. Trot until even with judge.
  3. Stop and back approximately two horse lengths.
  4. Perform a 180 degree turn.
  5. Trot to and around A and halfway to judge.
  6. Walk to judge.
  7. Stop and set up for inspection.
  8. When dismissed, perform a 90 degree turn.
  9. Walk straight away from judge.
- Follow the instructions of your ring steward.



[S/1-77]

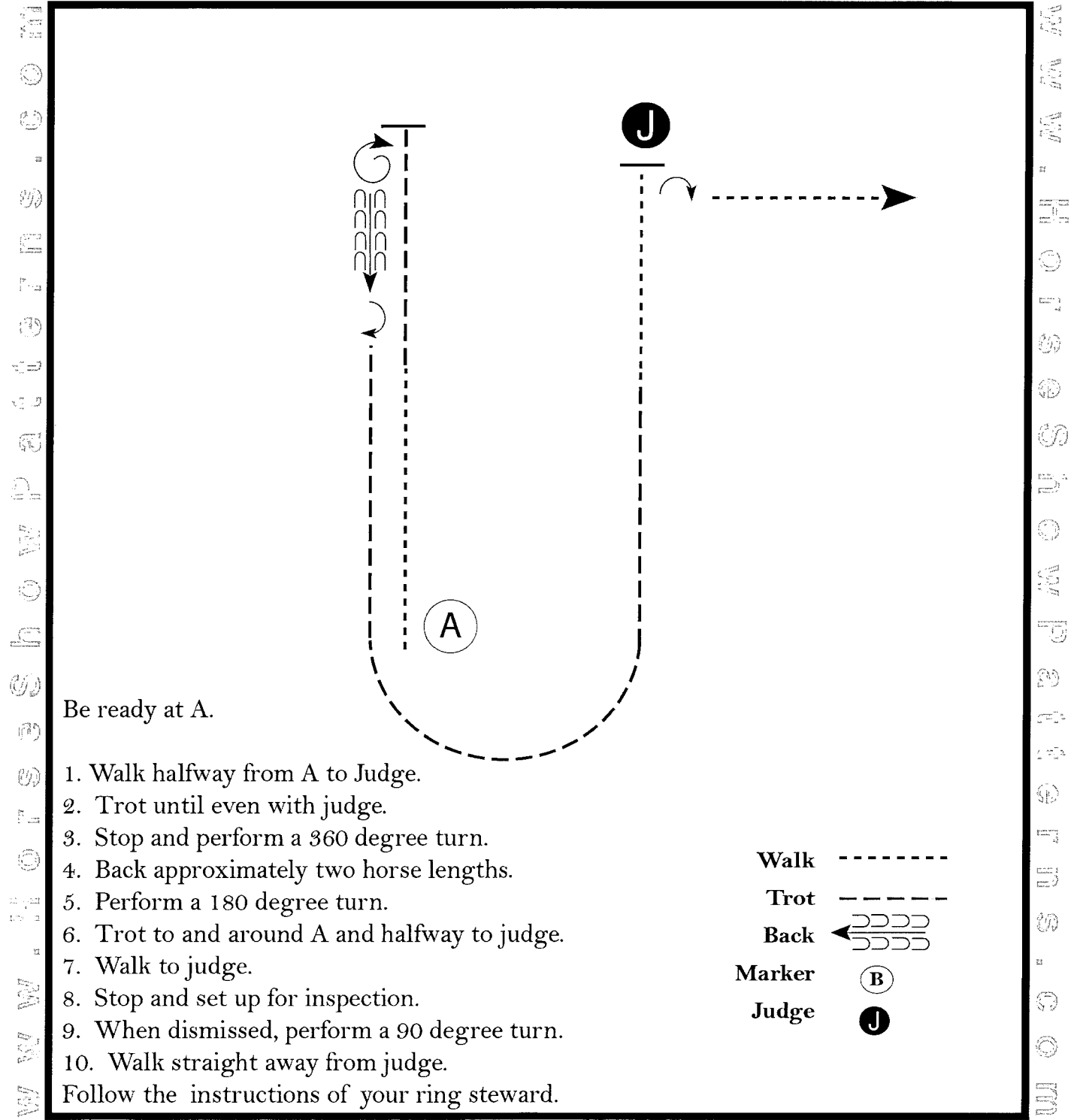
Pattern Provided by:

*Devitt*

# KEYSTONE SHOWDOWN

Showmanship (Youth 13 & Under, Youth 14-18, Amateur and Select)

Show Date: June 15-18, 2017



Be ready at A.

1. Walk halfway from A to Judge.
  2. Trot until even with judge.
  3. Stop and perform a 360 degree turn.
  4. Back approximately two horse lengths.
  5. Perform a 180 degree turn.
  6. Trot to and around A and halfway to judge.
  7. Walk to judge.
  8. Stop and set up for inspection.
  9. When dismissed, perform a 90 degree turn.
  10. Walk straight away from judge.
- Follow the instructions of your ring steward.

- Walk -----
- Trot - - - - -
- Back ← C C C C
- Marker (B)
- Judge (J)

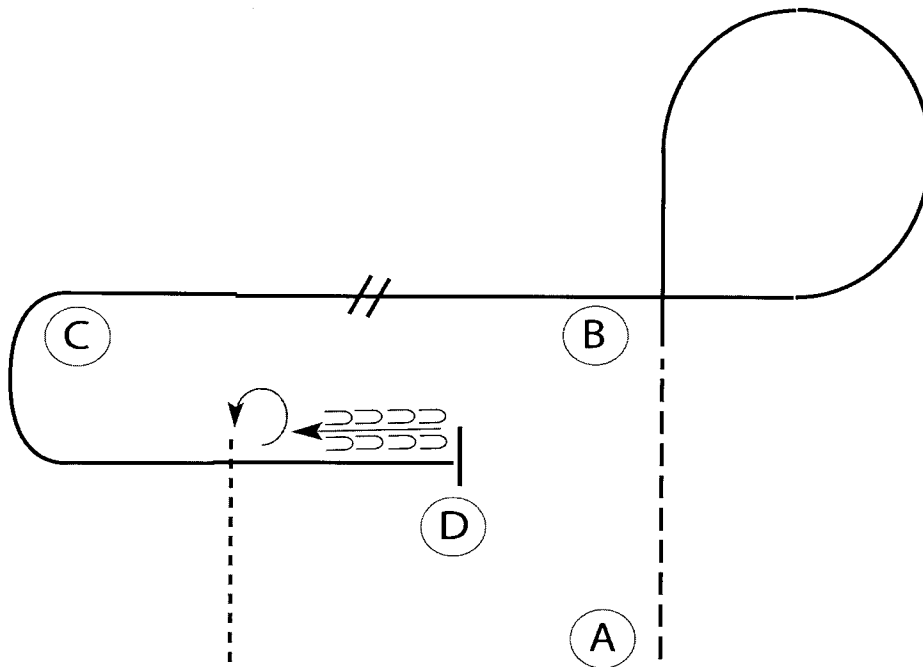
[S/2-77]

**Pattern Provided by:**  
*Devitt*

# KEYSTONE SHOWDOWN

## Horsemanship (Novice Youth - Novice Amateur)

Show Date: June 15-18, 2017



Be ready at A.

1. Jog from A to B.
2. Lope a circle to the right.
3. Halfway between B and C, perform a simple lead change.
4. Lope on the left lead to D.
5. Stop at D and back approximately one horse length.
6. Spin 3/4 turn to the left and walk off.

Follow the instructions of your ring steward.

Walk	-----
Jog	- - - - -
Extended Jog	- - - - -
Lope	—————
Leg Yield	
Lead Change	///
Back	←←←
Marker	(B)
Sidepass	←←←

[WH/2-70]

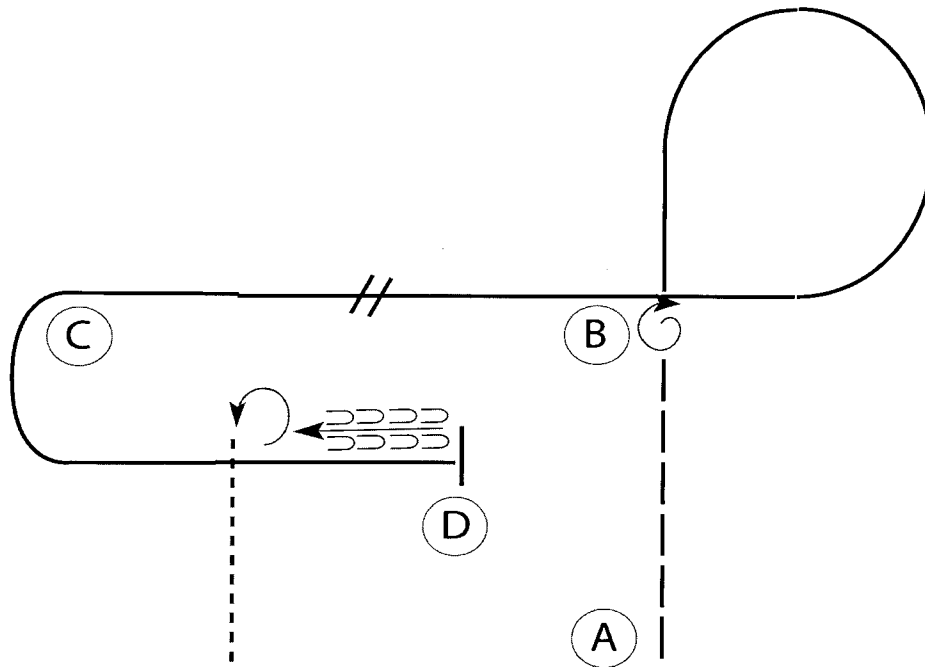
Pattern Provided by:

*Devitt*

# KEYSTONE SHOWDOWN

Horsemanship (Youth 13 & Under, Youth 14-18, Amateur & Select)

Show Date: June 15-18, 2017



Be ready at A.

1. Extend the jog from A to B.
2. Stop at B and complete a 360 degree spin right.
3. Lope a large fast circle to the right.
4. At B, slow to a lope.
5. Halfway between B and C, change leads.
6. Lope on the left lead to D.
7. Stop at D and back approximately one horse length.
8. Spin 3/4 turn to the left and walk off.

Follow the instructions of your ring steward.

Walk	-----
Jog	-----
Extended Jog	-----
Lope	—————
Leg Yield	
Lead Change	↘
Back	←←←←
Marker	⊙
Sidepass	←←←←

[WH/3-70]

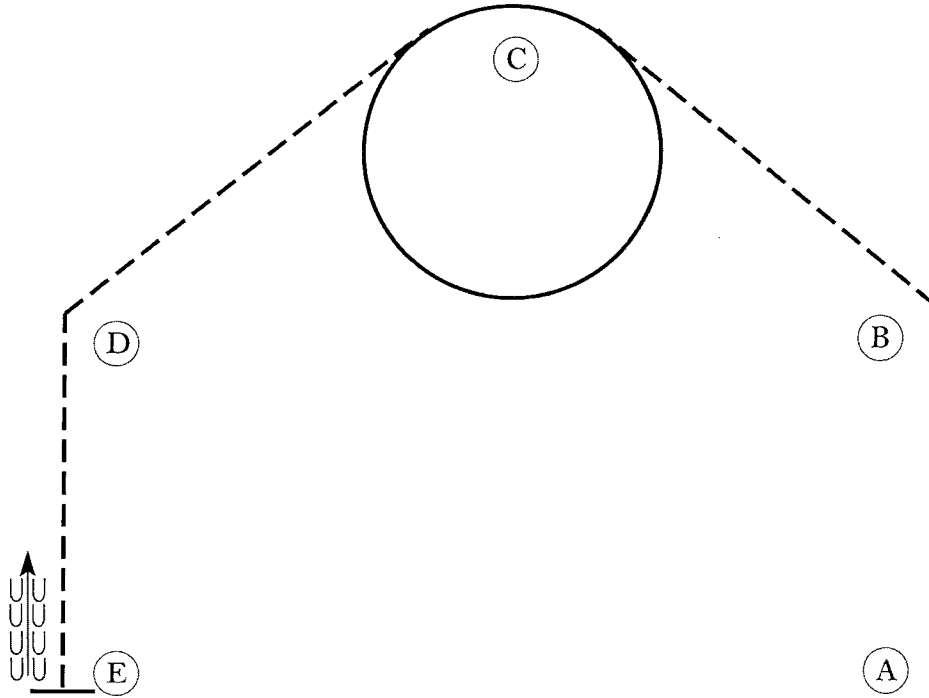
Pattern Provided by:

*Devitt*

# KEYSTONE SHOWDOWN

## Hunt Seat Equitation (Level 1 - Youth & Amateur)

Show Date: June 15-18, 2017



Be ready at A.

1. Walk approximately 2 horse lengths from A.
2. Trot on the right diagonal to C.
3. Canter a circle on the left lead around C.
4. Sitting trot to D.
5. Trot on the left diagonal to E.
6. Halt at E and back approximately one horse length.

When dismissed, follow the instructions of your ring steward.

Walk	-----
Trot	- - - - -
Extended Trot	-----
Canter	-----
Leg Yield	
Lead Change	—/—
Back	←←←←←
Marker	Ⓚ
Sidepass	←-----←
Hand Gallop	-----

[HSE/1-37]

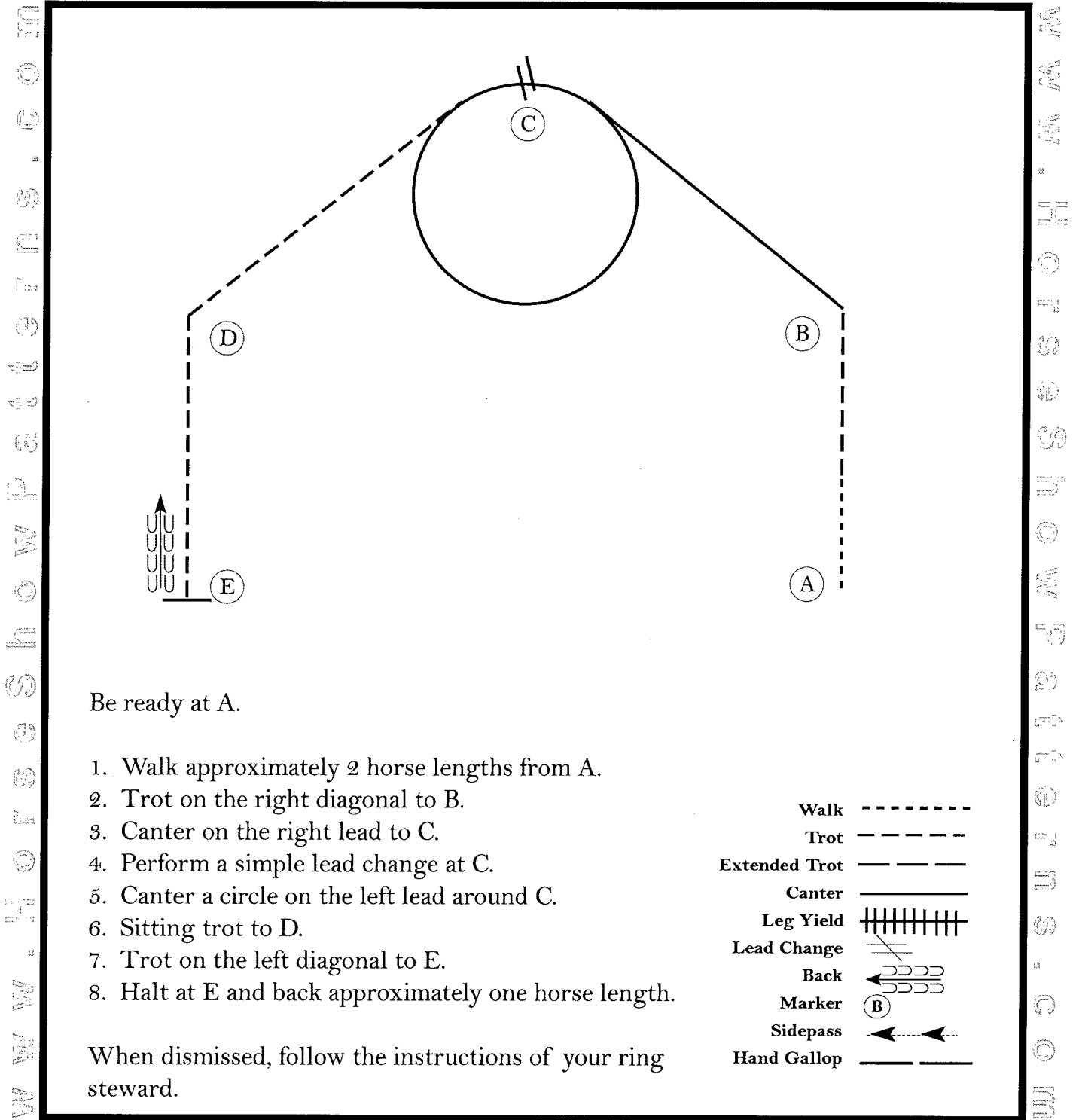
Pattern Provided by:

*Devitt*

# KEYSTONE SHOWDOWN

Hunt Seat Equitation (Youth 13 & Under, Youth 14-18, Amateur and Selected)

Show Date: June 15-18, 2017



Be ready at A.

1. Walk approximately 2 horse lengths from A.
2. Trot on the right diagonal to B.
3. Canter on the right lead to C.
4. Perform a simple lead change at C.
5. Canter a circle on the left lead around C.
6. Sitting trot to D.
7. Trot on the left diagonal to E.
8. Halt at E and back approximately one horse length.

When dismissed, follow the instructions of your ring steward.

Walk	-----
Trot	- . - . - .
Extended Trot	-----
Canter	—————
Leg Yield	
Lead Change	— / —
Back	←←←←←
Marker	(B)
Sidepass	←-----→
Hand Gallop	-----

[HSE/2-37]

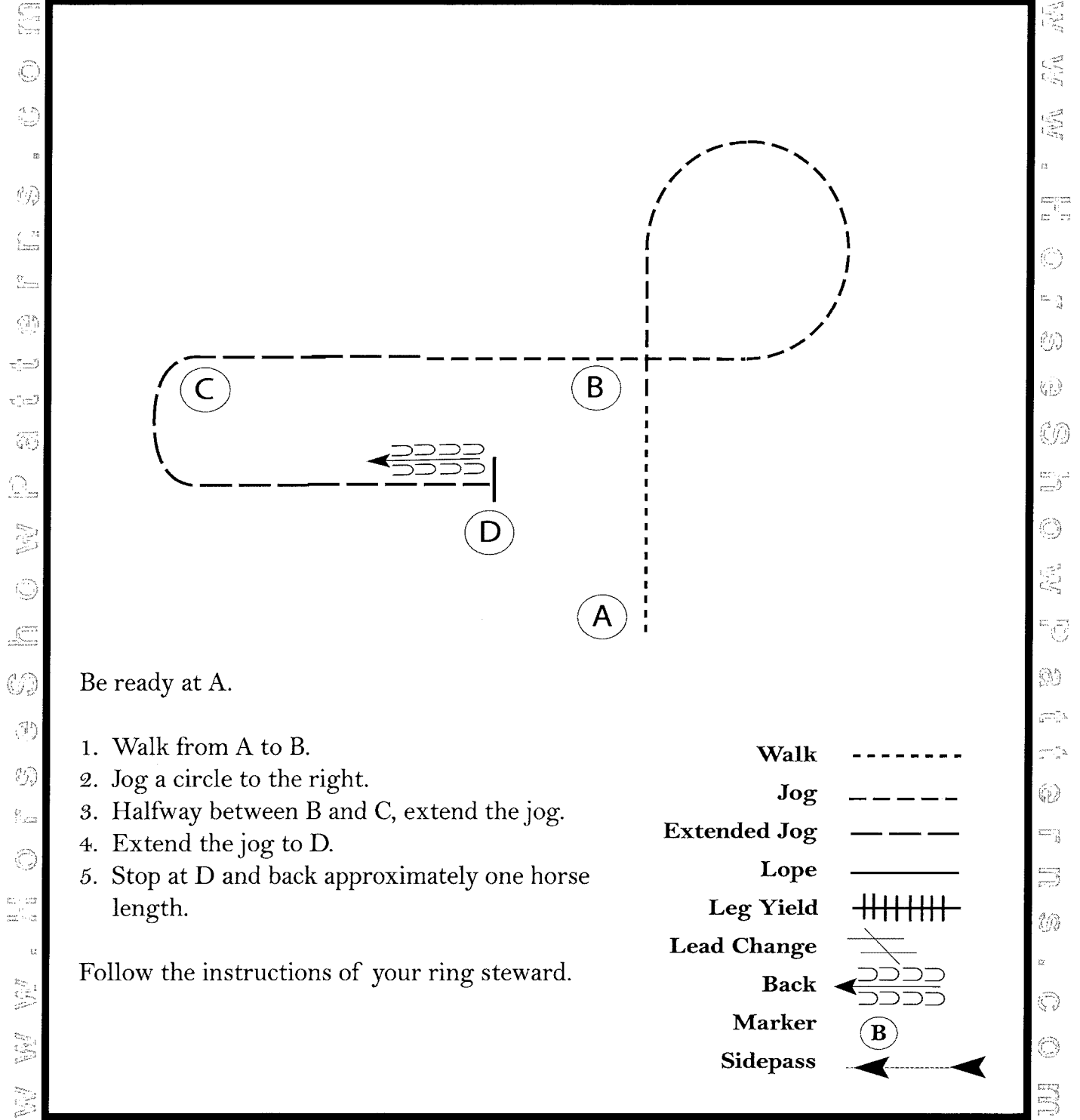
Pattern Provided by:

*Devitt*

# KEYSTONE SHOWDOWN

Class #124 11 & Under Walk/Trot Equitation

Show Date: June 15-18, 2017



Be ready at A.

1. Walk from A to B.
2. Jog a circle to the right.
3. Halfway between B and C, extend the jog.
4. Extend the jog to D.
5. Stop at D and back approximately one horse length.

Follow the instructions of your ring steward.

Walk	-----
Jog	- - - - -
Extended Jog	- - - - -
Lope	—————
Leg Yield	
Lead Change	—/—
Back	←←←
Marker	ⓑ
Sidepass	←-----→

[WH/WT-70]

Pattern Provided by:

*Devitt*