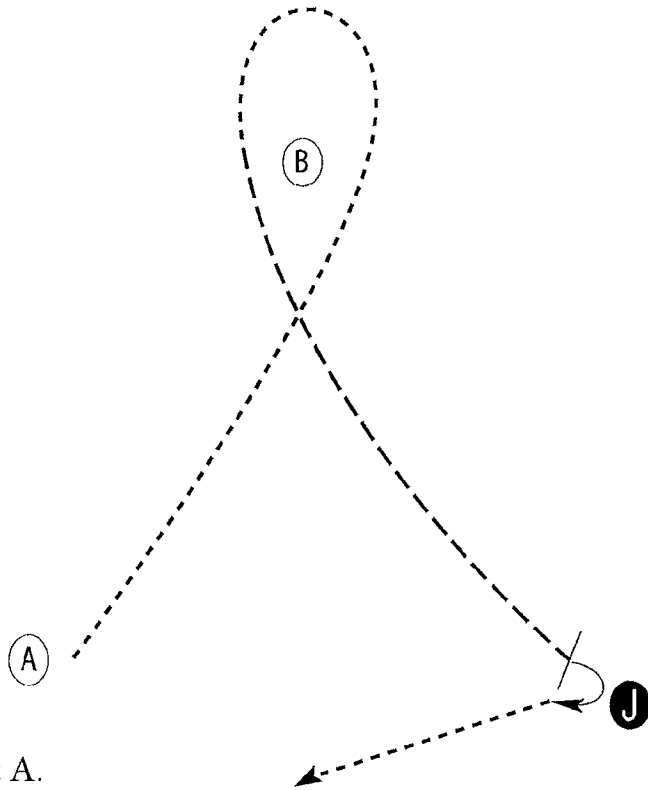


Class # 201

## EWD Showmanship

www.HorseShowPatterns.com

www.HorseShowPatterns.com



Be ready at A.

1. Walk from A to and around B.
2. Trot from B to the judge.
3. Stop and set up for inspection.
4. When dismissed, turn approximately 90 degrees and follow the instructions of your ring steward.

Walk	-----
Trot	- - - - -
Back	← ← ← ← ←
Marker	⊙ (B)
Judge	● (J)

[SWT-6]

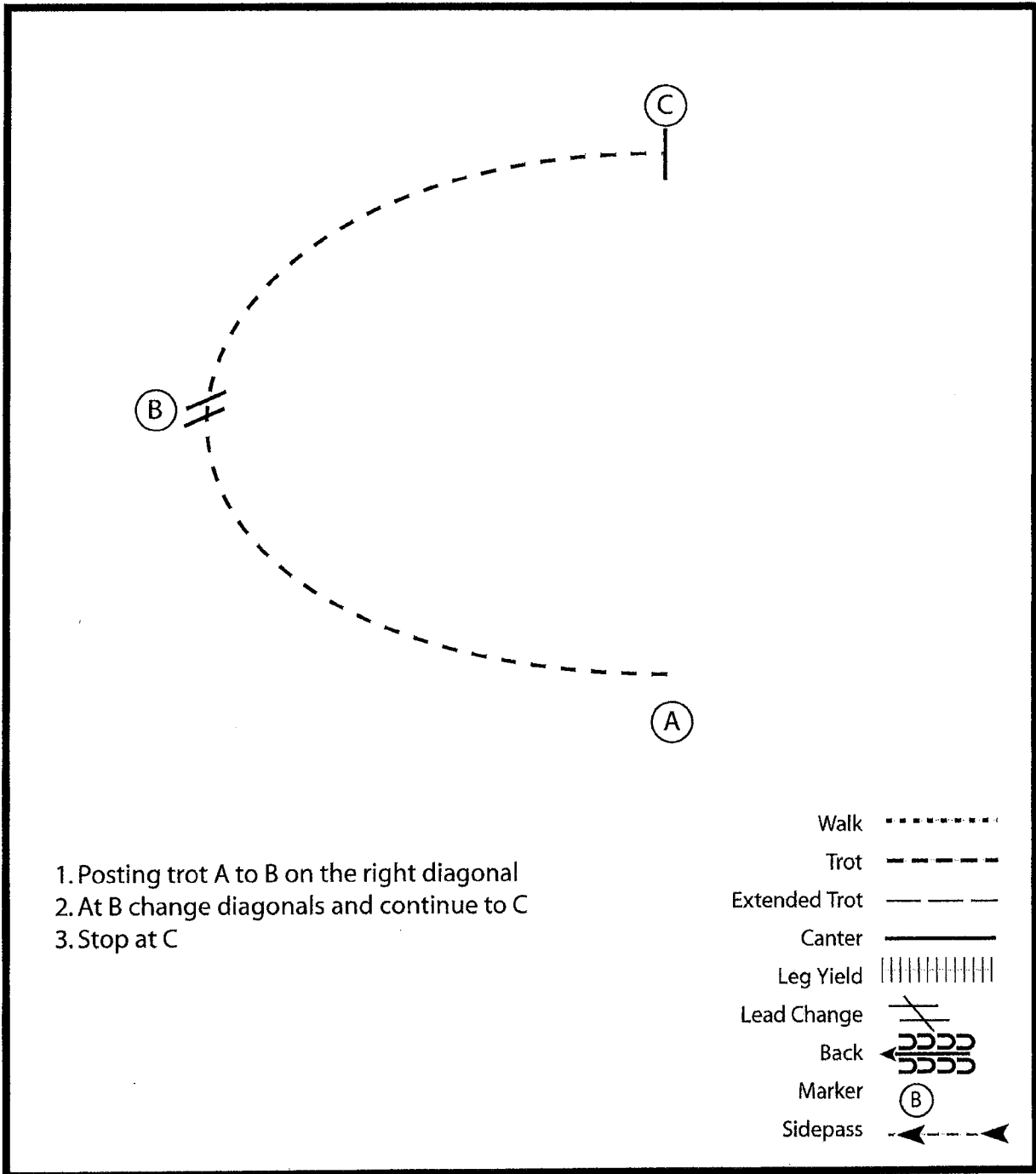
Pattern Provided by:

Class # 234

### EWD Eq

www.HorseShowPatterns.com

www.HorseShowPatterns.com



Pattern Provided by:

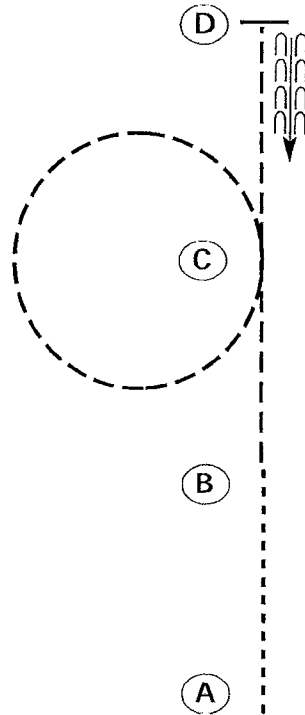
[HSE/WT-9]

Class # 253

EWD Horsemanship

W W W . H O R S E S H O W P A T T E R N S . C O M

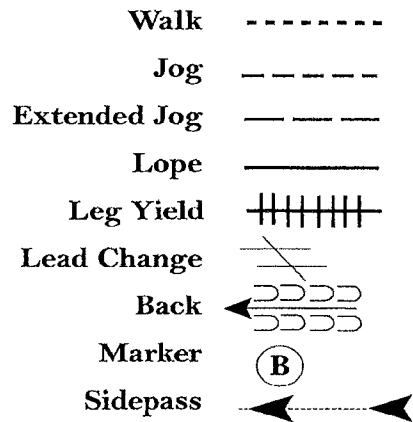
W W W . H O R S E S H O W P A T T E R N S . C O M



Be ready at A.

1. Walk from A to B.
2. Jog to C and circle to the left.
3. Continue to jog to D.
4. Stop at D and back one horse length.

Retire to the rail or line up at a jog.



Pattern Provided by:

[WH/WT-24]