

Keystone Showdown Novice Show

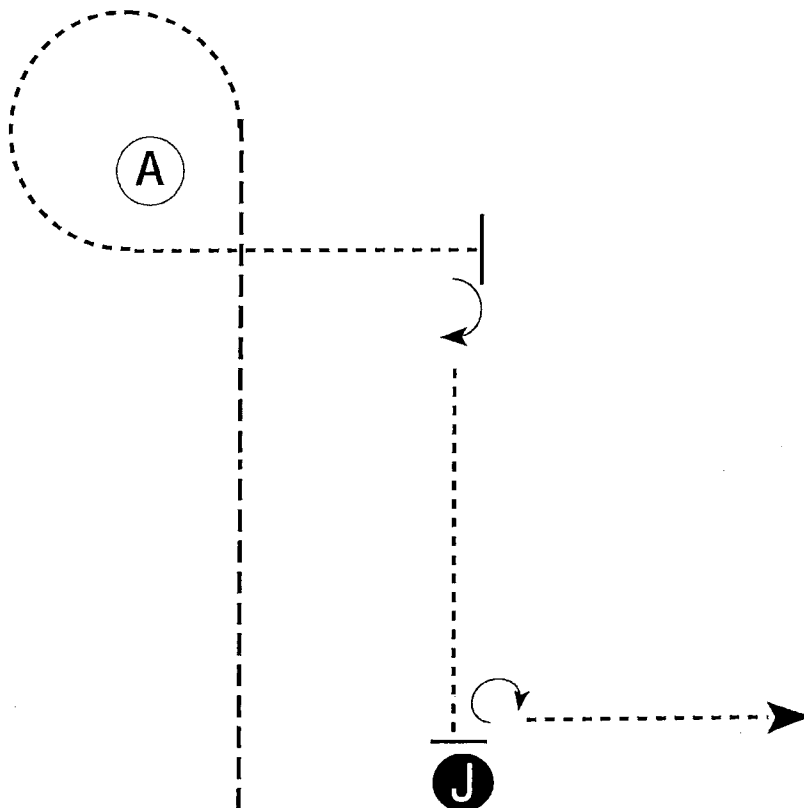
EWD and Small Fry Showmanship

Show Date: 06-20-2018

Class
221
+
222

W W W . H O R S E S H O W P A T T E R N S . C O M

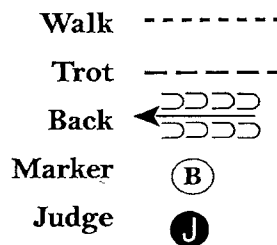
W W W . H O R S E S H O W P A T T E R N S . C O M



Be ready even with judge.

1. Trot to A.
2. Walk around A and until even with judge.
3. Stop and perform a 90 degree turn.
4. Walk to judge.
5. Stop and set up for inspection.
6. When dismissed, perform a 270 degree turn.
7. Walk straight away from judge.

Follow the instructions of your ring steward.



[S/WT-76]

Pattern Provided by:

Judges

Keystone Showdown Novice Show

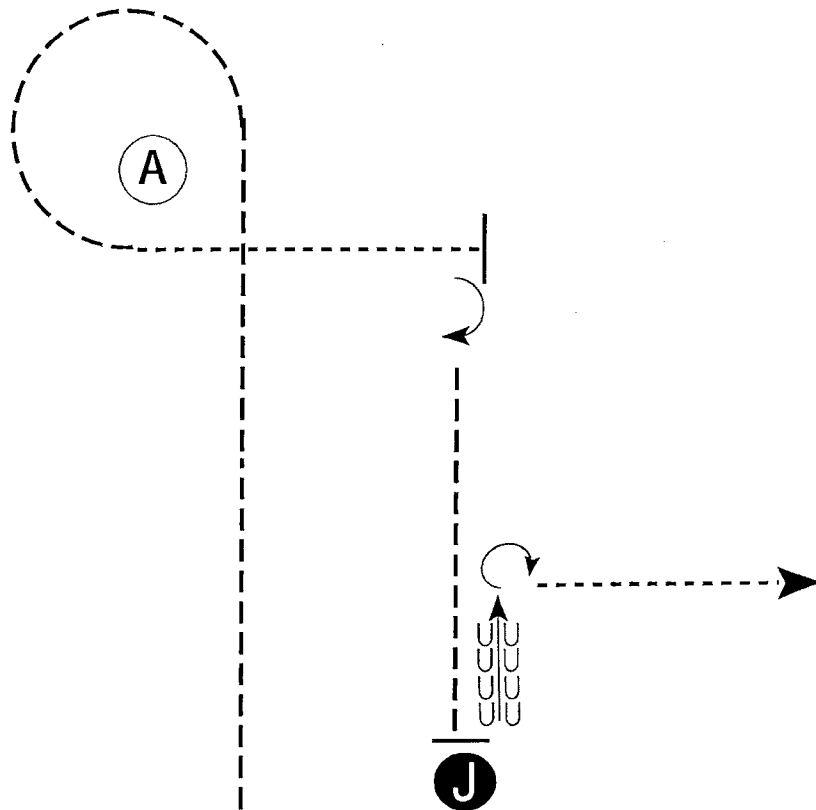
Class
223, 224,
225, 226

Rookie and Level 1 Youth and Amateur Showmanship

Show Date: 06-20-2018

W W W . H O R S E S H O W P A T T E R N S . C O M

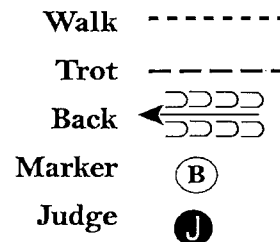
W W W . H O R S E S H O W P A T T E R N S . C O M



Be ready even with judge.

1. Trot to and around A.
2. Walk from A until even with judge.
3. Stop and perform a 90 degree turn.
4. Trot to judge.
5. Stop and set up for inspection.
6. When dismissed, back approximately 2 horse lengths.
7. Perform a 270 degree turn.
8. Walk straight away from judge.

Follow the instructions of your ring steward.



[S/2-76]

Pattern Provided by:

Judges

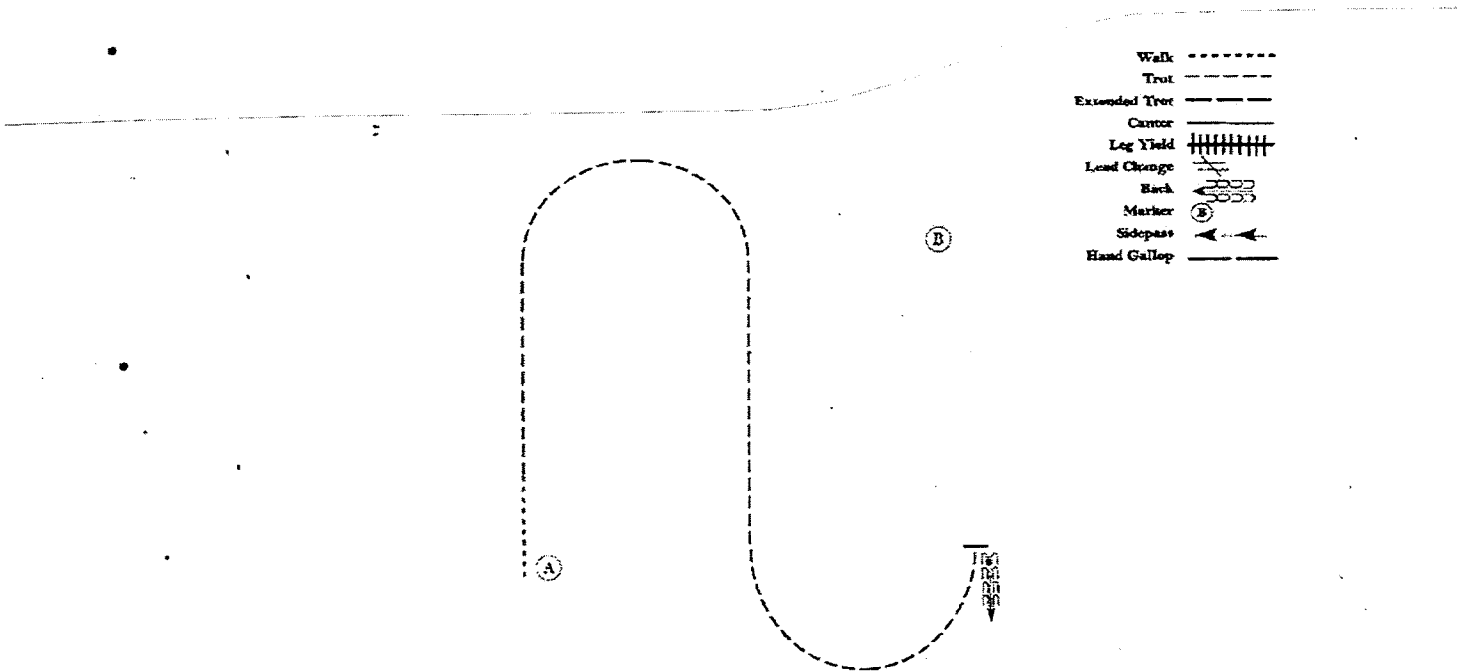
Wed
June 20th

Keystone Showdown
Novice Show

Class
234
235
238

EWD Equitation, AQHA Walk Trot
Hunt Seat Equitation and

Level 1 Amateur
Hunt Seat Equitation
Walk Trot



Be ready at A.

1. Walk two horse lengths from A.
 2. Trot forward and a half circle on the left diagonal until even with B.
 3. Change diagonal and trot straight and then a half circle on the right diagonal until even with A.
 4. Stop and back approximately one horse length.
- Follow the instructions of your ring steward.

Keystone Showdown Novice Show

Class
236, 237
239, 240

Rookie and Level 1 Youth and Amateur Equitation

Show Date: 06-20-2018

www.HorseShowPatterns.com

www.HorseShowPatterns.com

Be ready before A.

1. Walk to A then trot on right diagonal to center.
2. Change diagonals in center and trot on left diagonal around to center of pattern.
3. Change diagonals in center of arena (at X) and continue trot.
4. Canter left lead to center of arena.
5. Sitting trot to corner.
6. Halt and perform a turn on forehand to the right until straight with arena (approximately 5/8 turn). Canter right lead until even with A.
7. Halt and back approximately one horse length. Exit at a trot.

Walk	-----
Trot	- - - - -
Extended Trot	— — — — —
Canter	—————
Leg Yield	
Lead Change	↖ ↗
Back	←←←←←
Marker	Ⓚ
Sidepass	←←←←←
Hand Gallop	—————

[HSE/2-113]

Pattern Provided by:

Judges

Keystone Showdown Novice Show

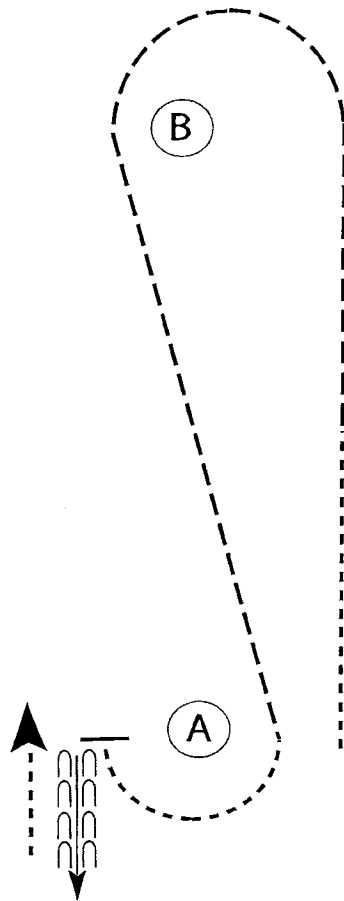
Small Fry and Walk Trot Horsemanship

Class
246
254

Show Date: 06-20-2018

www.HorseShowPatterns.com

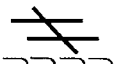
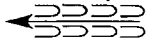
www.HorseShowPatterns.com



Be ready at A.

1. Walk halfway to B.
2. Jog to and around B.
3. Continue to jog diagonally back to A.
4. Walk around A.
5. Stop and back approximately two horse lengths.
6. Walk straight away.

Follow the instructions of your ring steward.

- Walk -----
- Jog - - - - -
- Extended Jog - - - - -
- Lope _____
- Lead Change 
- Back 
- Marker (B)

[WH/WT-86]

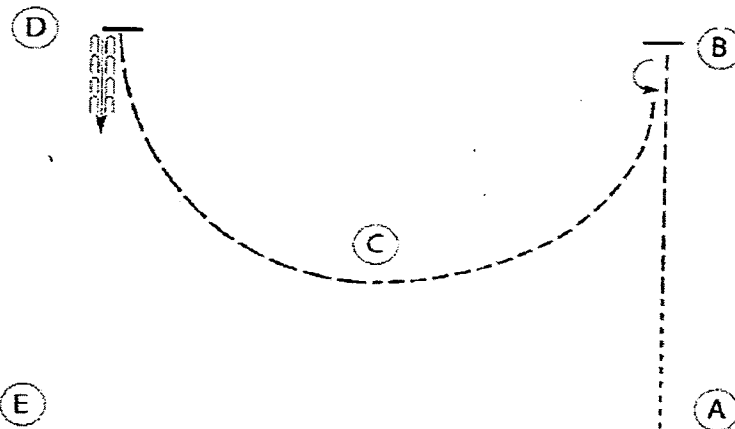
Pattern Provided by:
Judges

Wed
June 20th

Keystone Showdown
Novice Show

Class
253

EWD Horsemanship



- Be ready at A.
1. Walk approximately two strides from A.
 2. Jog to B.
 3. Stop and perform a 180 degree turn to the left.
 4. Jog a half circle to C.
 5. Extend the jog to D.
 6. Stop at D and back approximately one horse length.
- Follow the instructions of your ring steward.

Keystone Showdown Novice Show

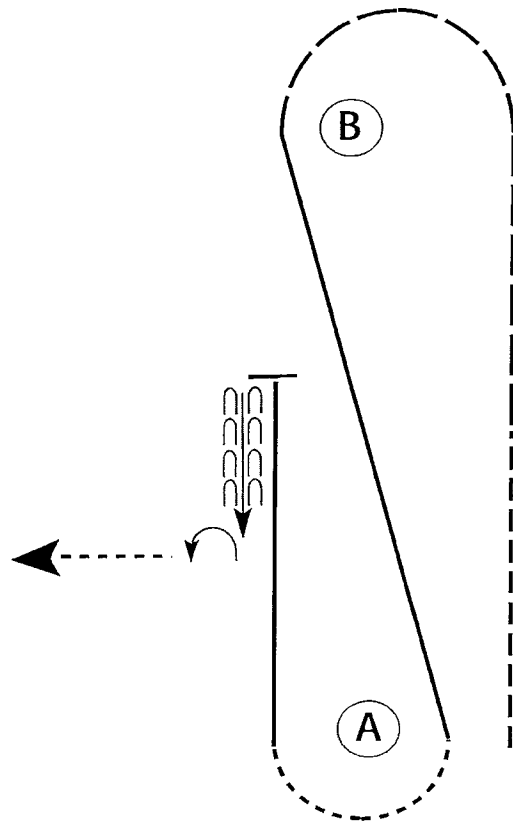
Class
 255, 256
 257, 258

Rookie and Level 1 Youth and Amateur Horsemanship

Show Date: 06-20-2018

www.horseshowpatterns.com

www.horseshowpatterns.com



Be ready at A.

1. Jog halfway to B.
2. Extend the jog to and around B.
3. Lope on the left lead diagonally back to A.
4. Walk around A.
5. Lope on the right lead halfway to B.
6. Stop and back approximately two horse lengths.
7. Perform a 1/4 turn to the left.
8. Walk straight away.

Follow the instructions of your ring steward.

- Walk -----
- Jog - - - - -
- Extended Jog - - - - -
- Lope _____
- Lead Change
- Back
- Marker (B)

[WH/2-86]

Pattern Provided by:
Judges

Keystone Showdown Novice Show

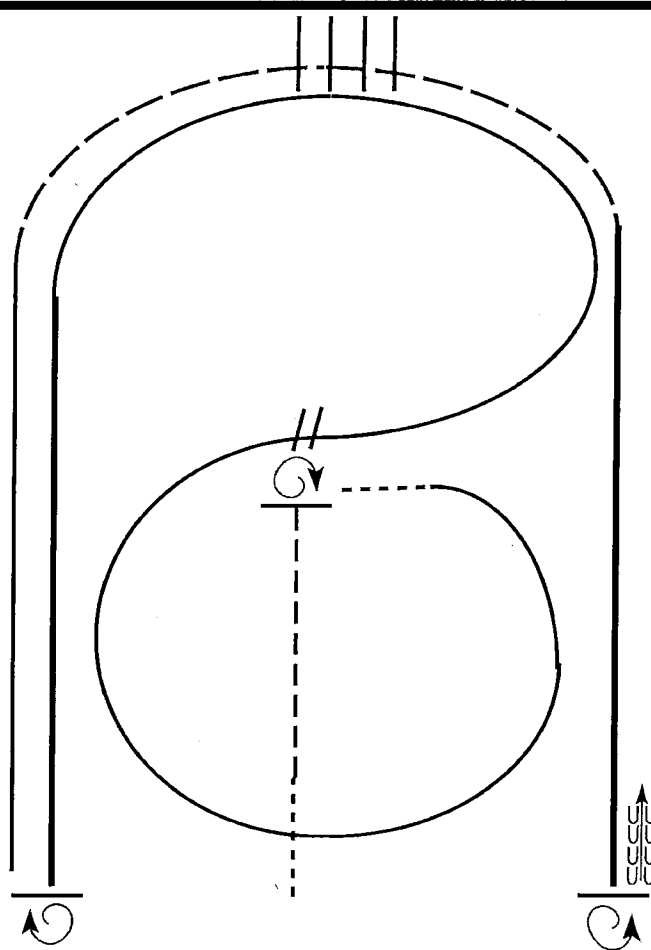
Class
266,267

Rookie and Level 1 Ranch Riding

Show Date: 06-20-2018

www.HorseShowPatterns.com

www.HorseShowPatterns.com



1. Walk
2. Jog
3. Stop, do a 1 1/4 turn to the right
4. Walk. Then, lope small circle on the right lead
5. Change leads, (simple or flying) lope left lead around end of the arena
6. Extend the lope on the left lead
7. Stop, do a 2 1/2 turns right
8. Lope straight on the right lead
9. Extend the jog around end of the arena across poles/logs
10. Extend the lope on right lead
11. Stop, do 2 turns left
12. Back

Walk
Jog	-----
Extended Jog	-----
Lope	—————
Lead Change	———/———
Back	←←←←←
Marker	(B)

[RR/6]

Pattern Provided by:

Judges

Keystone Showdown Novice Show

Level 1 and Rookie Reining

Show Date: 06-20-2018

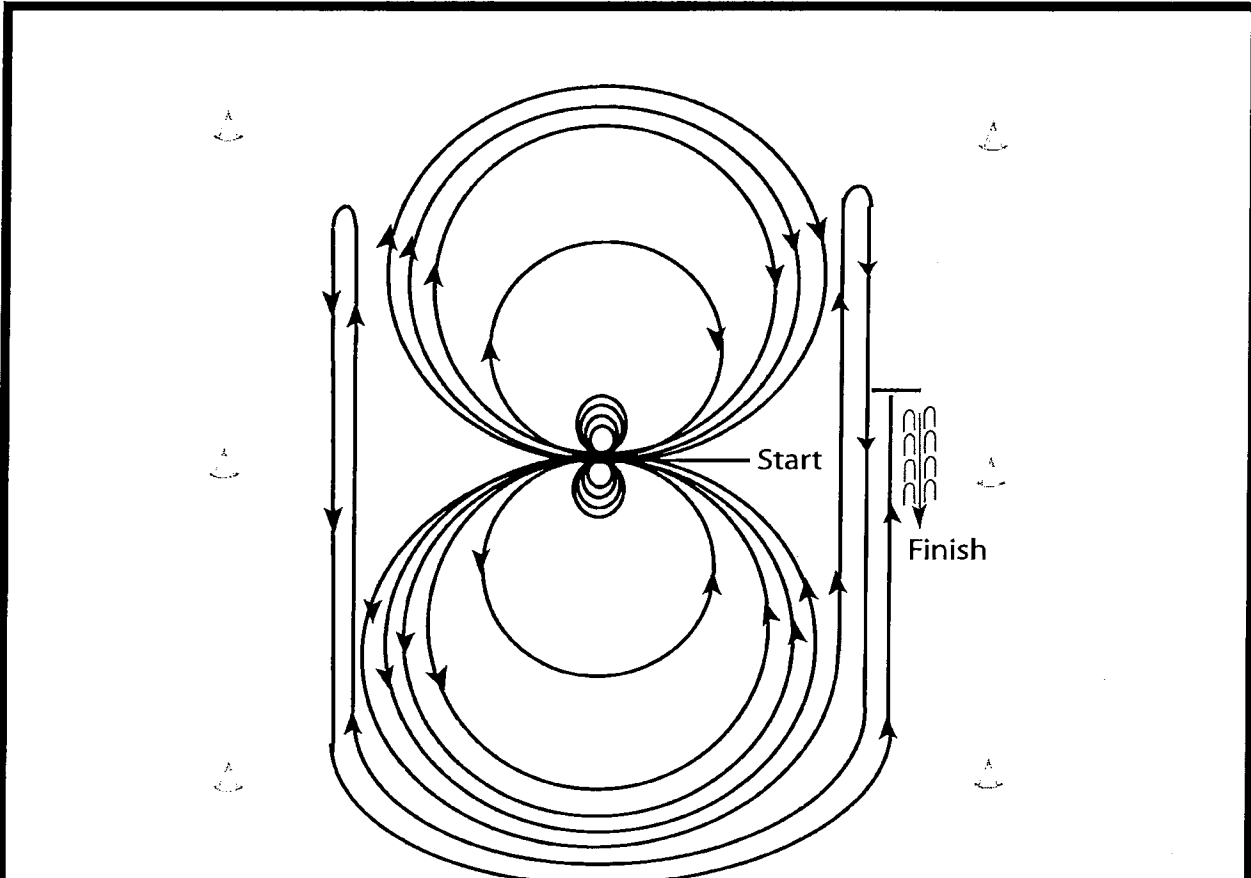
Class

268,269

270,271

W W W . H O R S E S H O W P A T T E R N S . C O M

W W W . H O R S E S H O W P A T T E R N S . C O M



Horses must walk or stop prior to starting pattern. Beginning at the center of the arena facing the left wall or fence.

1. Beginning on the left lead, complete three circles to the left: the first two circles large and fast; the third circle small and slow. Stop at the center of the arena.
 2. Complete four spins to the left. Hesitate.
 3. Beginning on the right lead, complete three circles to the right: the first two circles large and fast; the third circle small and slow. Stop at the center of the arena.
 4. Complete four spins to the right. Hesitate.
 5. Beginning on the left lead, run a large fast circle to the left, change leads at the center of the arena, run a large fast circle to the right, and change leads at the center of the arena.
 6. Continue around previous circle to the left but do not close this circle. Run up the right side of the arena past the center marker and do a right rollback at least twenty feet (6.09m) from the wall or fence – no hesitation.
 7. Continue around previous circle but do not close this circle. Run up the left side of the arena past the center marker and do a left rollback at least twenty feet (6.09m) from the wall or fence – no hesitation.
 8. Continue back around previous circle but do not close this circle. Run up the right side of the arena past the center marker and do a sliding stop at least twenty feet (6.09m) from the wall or fence. Back up at least ten feet (3m). Hesitate to demonstrate completion of the pattern.
- Rider may drop bridle to the designated judge.

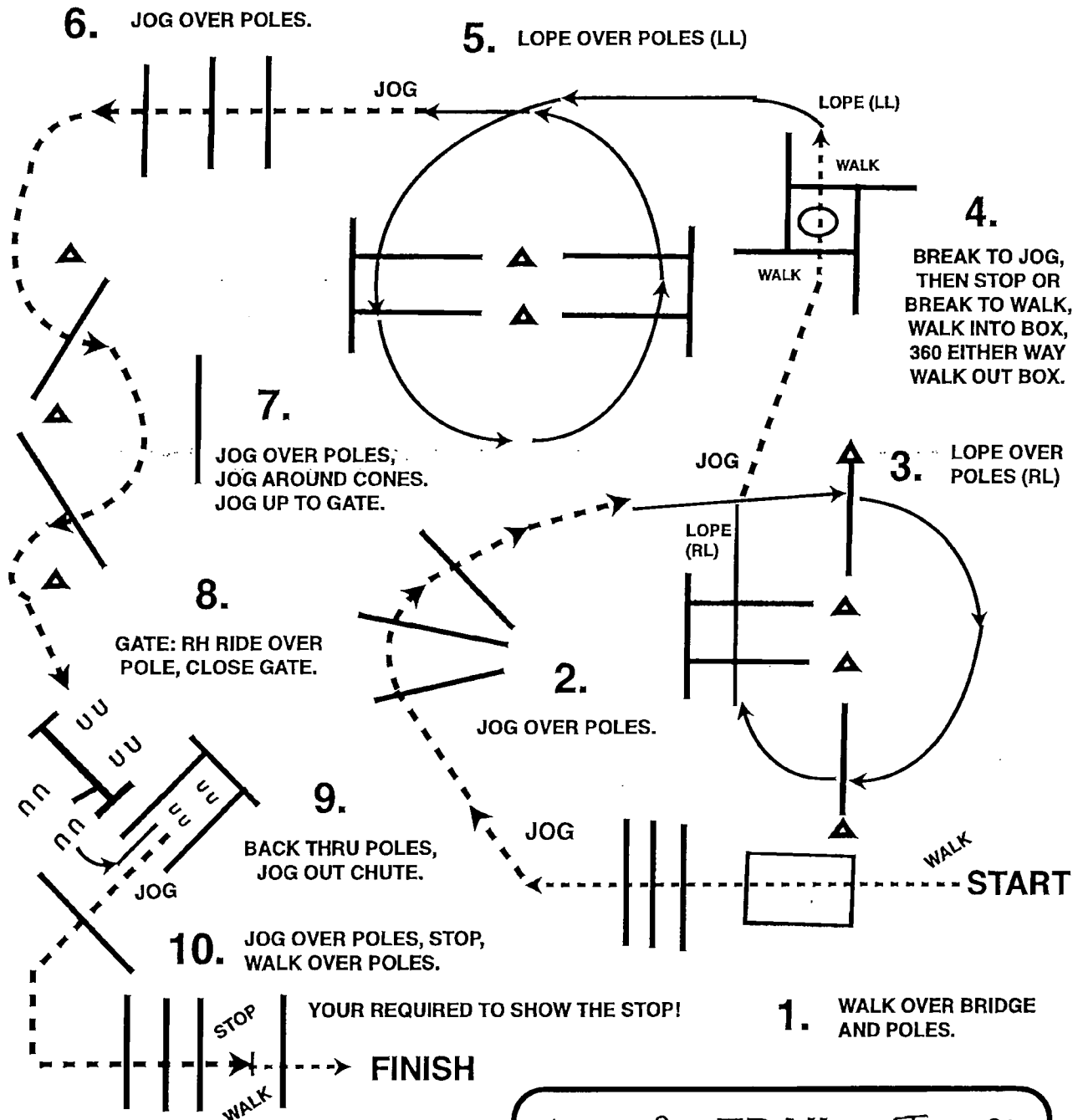
[R/AQHAP-5]

Pattern Provided by:

Judges

Novice Day
June 20

KEYSTONE SHOWDOWN



TRAIL COURSES DESIGNED BY TIM THE TRAIL MAN

Novice Day TRAIL: June 20

Class

260, 261
262, 263

NOVICE YOUTH
NOVICE AMATEUR

Novice Day - June 20
**KEYSTONE
 SHOWDOWN**

<u>Novice Day</u> TRAIL <u>June 20</u>	<u>CLASS</u>
SMALL FRY	259
WALK JOG	264
EWD	265

TRAIL COURSES DESIGNED
 BY TIM THE TRAIL MAN LLC.

