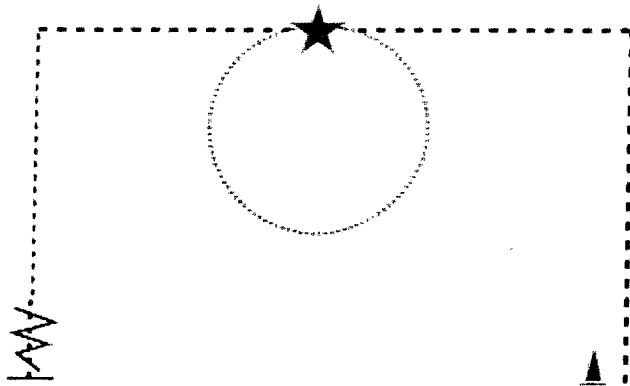


Horsemanship
Walk Jog

Fri. 6/18

Class 104



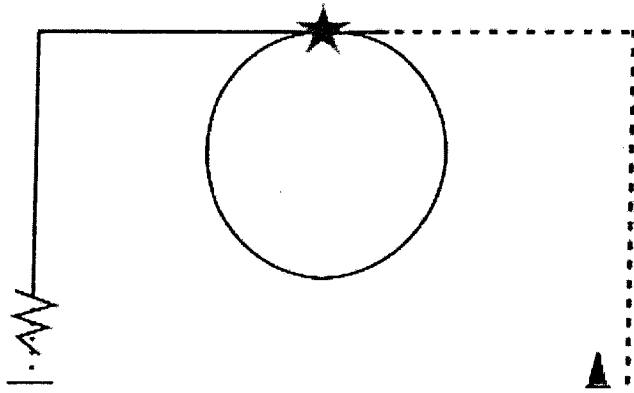
Be ready at marker

1. Extended trot, make a square corner and stop in center of arena
2. 360 to the left
3. Jog a circle to the left
4. At center extend the jog
5. Make a left corner
6. Break to the walk
7. Stop and back

Horsemanship
Novice

Fri 6/18.

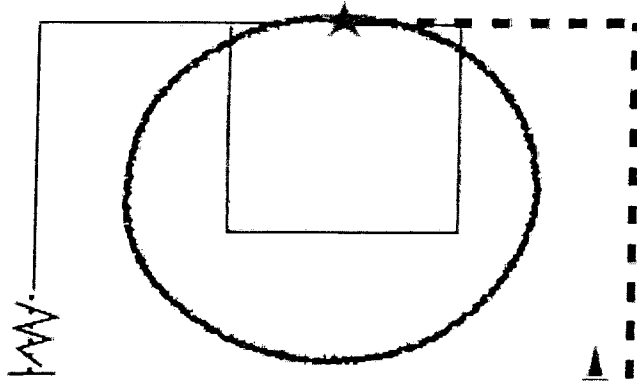
Class 106 & 109



Be ready at marker

1. Extended trot, make a square corner and stop in center of arena
2. 360 to the left
3. Counter canter a circle to the left
4. At center change leads
5. Make a left corner
6. Break to the walk
7. Stop and back

Horsemanship
Youth, Amateur, Select



Fr 6/18
Class. 107, 108, 110 &
111

Be ready at marker

1. Extended trot, make a square corner and stop in center of arena
2. Execute 2- 360 turns, 1 each direction
3. Counter canter a square to the left
4. At center change leads
5. Lope a left circle with increased speed
6. At center collect the lope and make a square corner to the left
7. Break to the walk
8. Stop and back

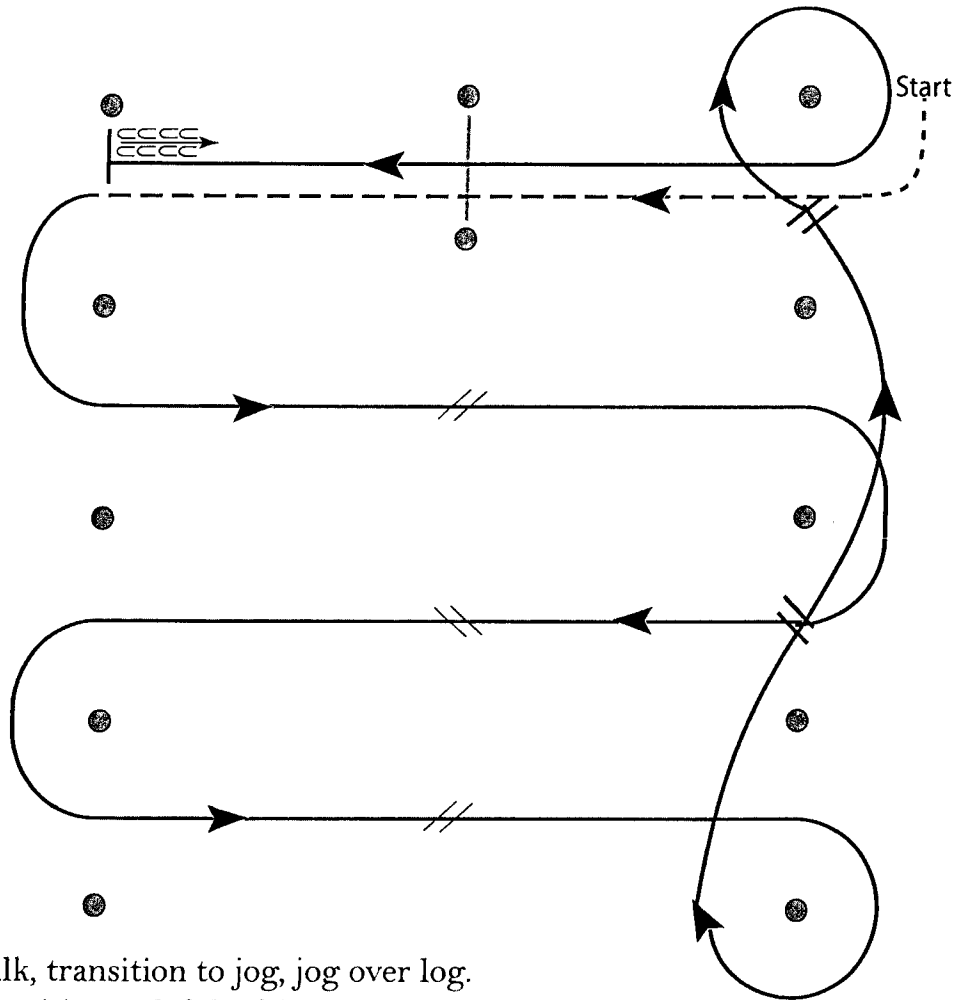
KEYSTONE SHOWDOWN

Fri 6/18

Western Riding (Green/Level 1)

Class 121

Show Date: 06/17/2021-06/20/2021



1. Walk, transition to jog, jog over log.
2. Transition to left lead lope.
3. First crossing change.
4. Second crossing change.
5. Third crossing change.
6. Circle and first line change.
7. Second line change and circle.
8. Lope log.
9. Stop and back.

[WR/GP-2]

KEYSTONE SHOWDOWN

Western Riding (Youth/Amatuer/Open)

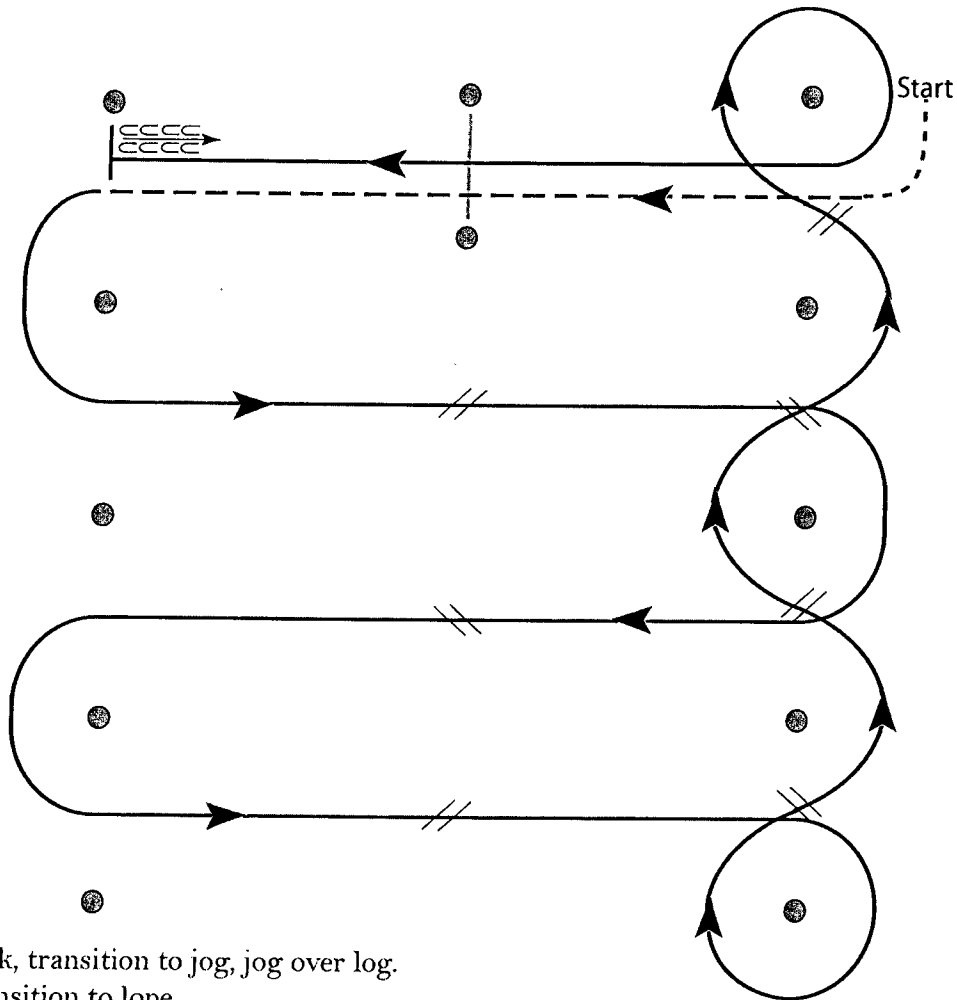
Show Date: 06/17/2021-06/20/2021

Fri 6/18

Class 122
123
124

www.horshoepatterns.com

www.horshoepatterns.com



1. Walk, transition to jog, jog over log.
2. Transition to lope.
3. First crossing change.
4. Second crossing change.
5. Third crossing change.
6. Circle and first line change.
7. Second line change.
8. Third line change.
9. Fourth line change and circle.
10. Lope log.
11. Lope, stop and back.