

KEYSTONE SHOWDOWN

Western Horsemanship (Walk Trot)

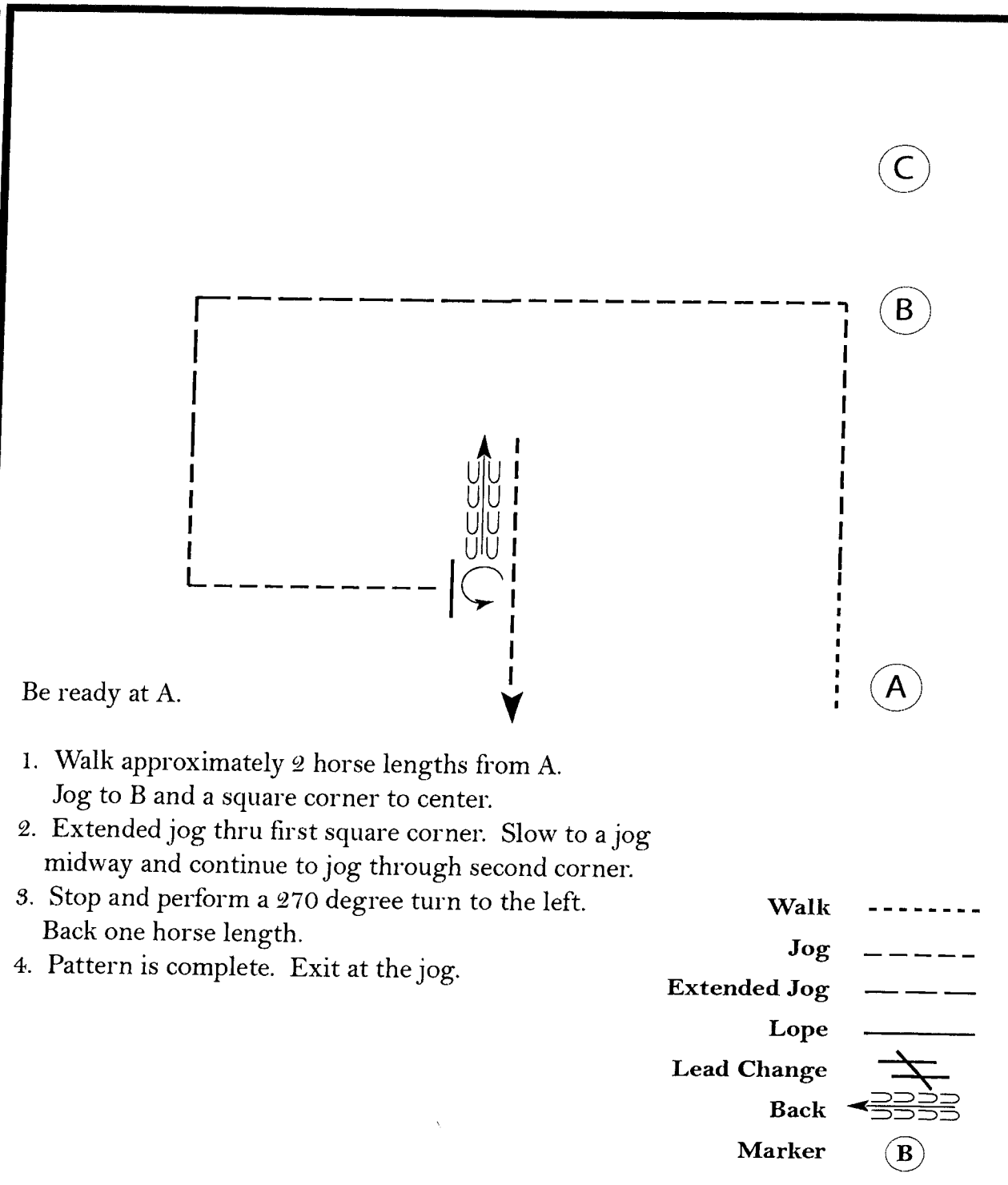
Show Date: 06/17/2021-06/20/2021

Sun 6/20

Class 104

Western Horsemanship Showdown

Western Horsemanship Showdown



Be ready at A.

1. Walk approximately 2 horse lengths from A.
Jog to B and a square corner to center.
2. Extended jog thru first square corner. Slow to a jog midway and continue to jog through second corner.
3. Stop and perform a 270 degree turn to the left.
Back one horse length.
4. Pattern is complete. Exit at the jog.

- Walk -----
- Jog - - - - -
- Extended Jog - - - - -
- Lope _____
- Lead Change
- Back
- Marker (B)

KEYSTONE SHOWDOWN

Sun 6/20

Class 107

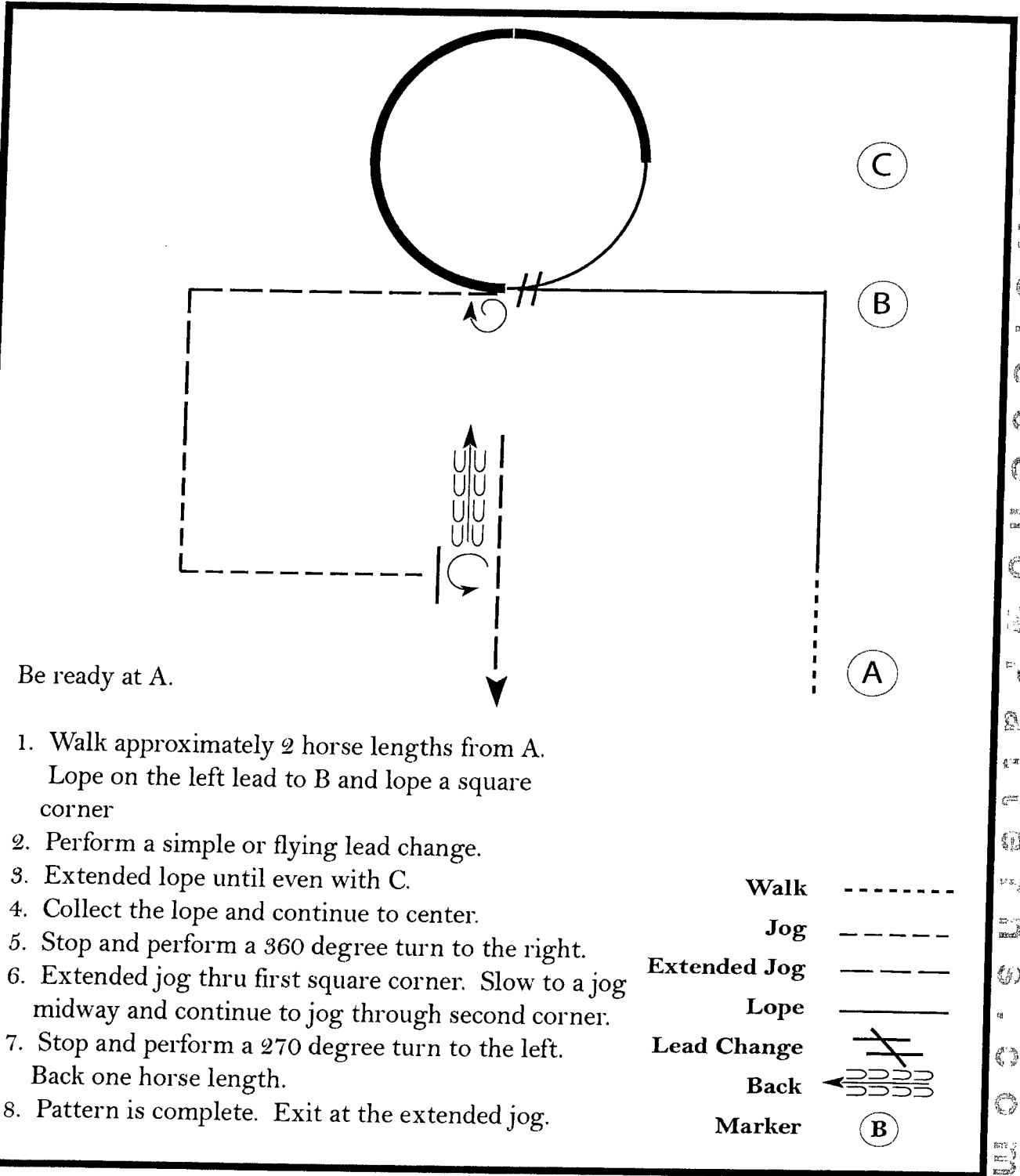
Western Horsemanship (14-18 Youth/Amatuer/Select) 108

Show Date: 06/17/2021-06/20/2021

111

www.horseshowpatterns.com

www.horseshowpatterns.com



Be ready at A.

1. Walk approximately 2 horse lengths from A.
Lope on the left lead to B and lope a square corner

2. Perform a simple or flying lead change.

3. Extended lope until even with C.

4. Collect the lope and continue to center.

5. Stop and perform a 360 degree turn to the right.

6. Extended jog thru first square corner. Slow to a jog midway and continue to jog through second corner.

7. Stop and perform a 270 degree turn to the left.
Back one horse length.

8. Pattern is complete. Exit at the extended jog.

Walk	-----
Jog	-----
Extended Jog	-----
Lope	—————
Lead Change	⊕
Back	← ⊕ ⊕ ⊕
Marker	⊕

KEYSTONE SHOWDOWN

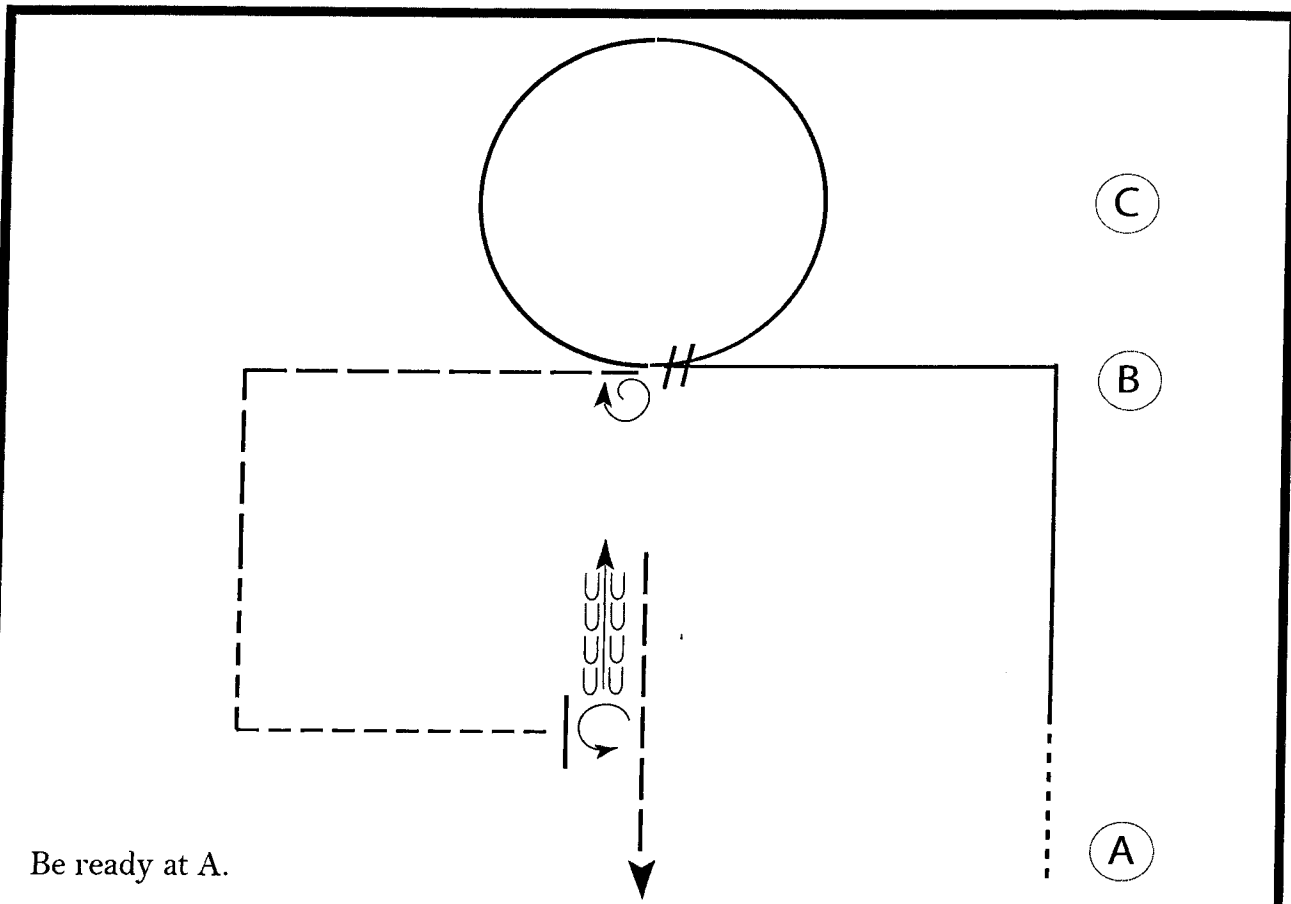
Sun 6/20
Class 106, 109, 110

Western Horsemanship (Novice Level 1 Youth & Amateur/13 & Under)

Show Date: 06/17/2021-06/20/2021

www.horshoeshoeshowdown.com

www.horshoeshoeshowdown.com



Be ready at A.

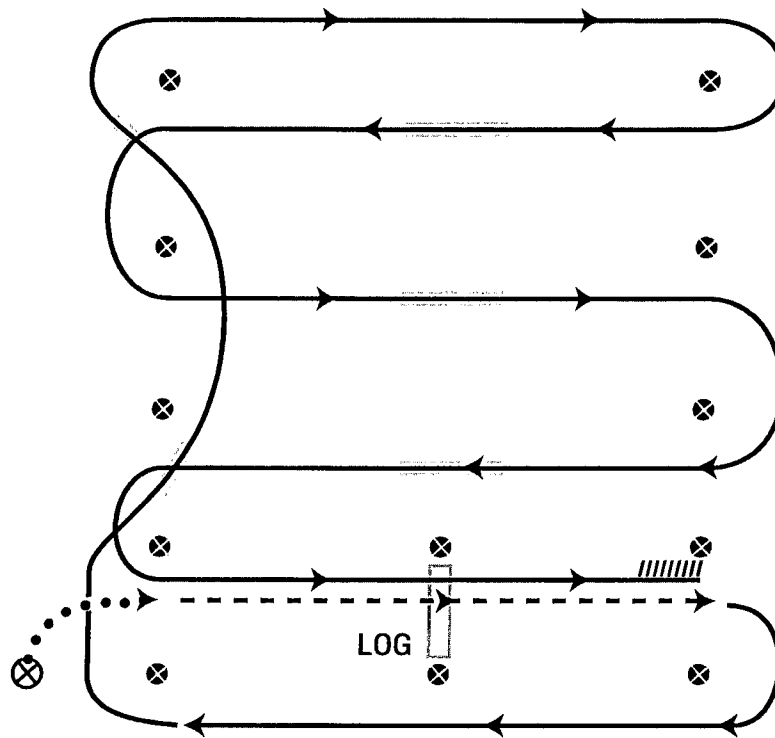
1. Walk approximately 2 horse lengths from A.
Lope on the left lead to B and lope a square corner
2. Perform a simple or flying lead change.
3. Lope a circle to the right.
4. Stop and perform a 360 degree turn to the right.
5. Extended jog thru first square corner. Slow to a jog midway and continue to jog through second corner.
6. Stop and perform a 270 degree turn to the left.
Back one horse length.
7. Pattern is complete. Exit at the extended jog.

Walk	-----
Jog	- - - - -
Extended Jog	— — — —
Lope	—————
Lead Change	
Back	
Marker	

LEVEL I WESTERN RIDING PATTERN 4

Sun 6/20

Class 121



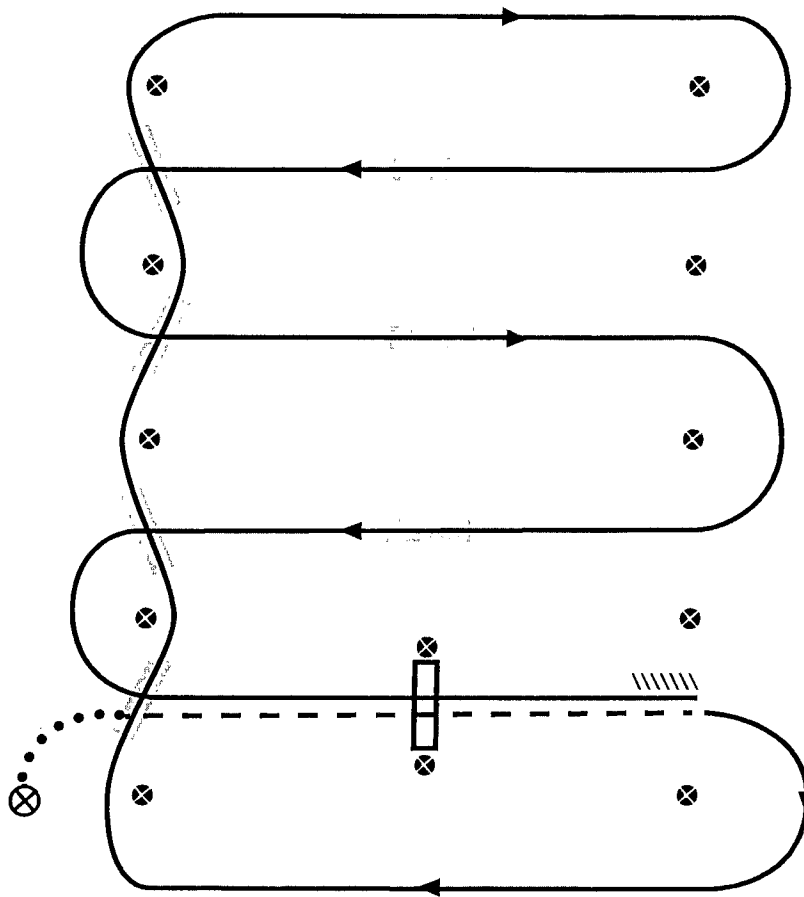
⊗ START CONE WALK JOG
 LEAD CHANGING AREA LOPE ———

1. Walk at least 15 feet from start cone to the first marker, transition to jog, jog over log.
2. Transition to right lead & lope around end
3. First line change
4. Second line change, lope around end of arena
5. First crossing change
6. Second crossing change
7. Third crossing change
8. Lope over log
9. Lope, stop & back

WESTERN RIDING PATTERN 4

Sun 6/20

Class 122
123
124



1. Walk at least 15 feet from start cone to the first marker, transition to jog, jog over log.
2. Transition to the lope, on the right lead
3. First line change
4. Second line change
5. Third line change
6. Fourth line change
7. First crossing change
8. Second crossing change
9. Third crossing change
10. Lope over log
11. Lope, stop & back