

Keystone Showdown

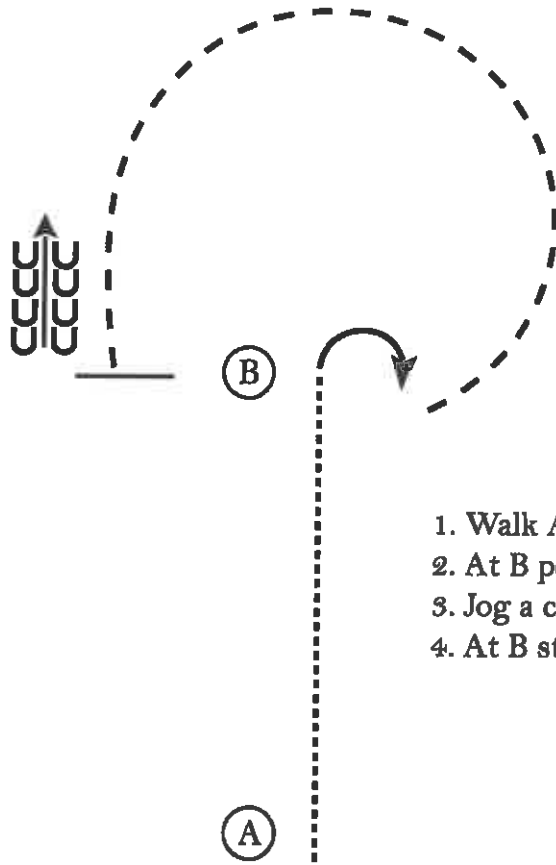
June 19
Sun

Horsemanship (Small Fry 11 & Under)

Show Date: June 16-19, 2022

www.HorseShowPatterns.com

www.HorseShowPatterns.com



1. Walk A to B
2. At B perform a 90 degree turn to the right
3. Jog a circle around B
4. At B stop and back 4 steps

Walk
Jog	-----
Extended Jog	————
Lope	————
Leg Yield	
Lead Change	↘
Back	←←←←
Marker	Ⓚ
Sidepass	←←←←

Pattern Provided by:
The Judges

[WH/WT-7]

Keystone Showdown

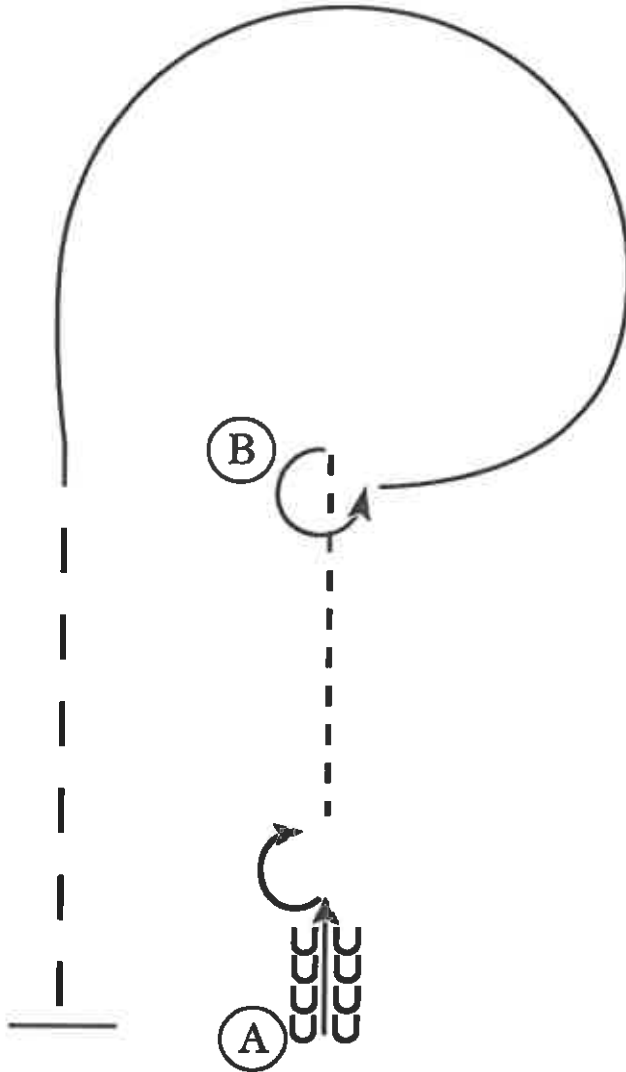
July 19
Sun

Horsemanship (L1 Youth and Amateur, 13 & Under)

Show Date: June 16-19, 2022

www.HorseShowPatterns.com

www.HorseShowPatterns.com



1. Back 4 steps at A.
2. Perform a 180 degree turn to the right.
3. Jog to B.
4. At B perform a 270 degree turn to the left .
5. Lope a circle around B on the left lead.
6. At B extend the jog to A.
7. At A stop.

Walk	-----
Jog	- - - - -
Extended Jog	—————
Lope	—————
Leg Yield	
Lead Change	——— ———
Back	←——— ←———
Marker	Ⓚ
Sidepass	←———

[WH/2-8]

Pattern Provided by:
The Judges

Keystone Showdown

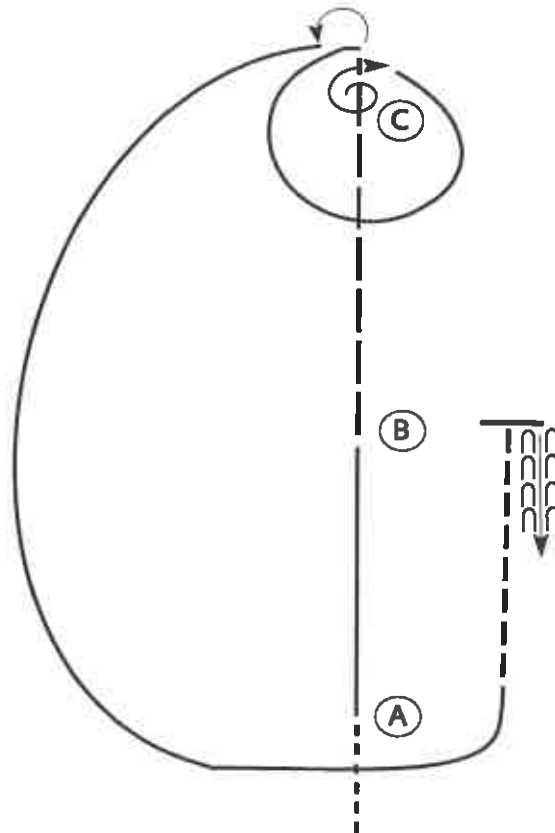
June 19
Sunday

Horsemanship (Amateur, 14-18 Youth, Select Amateur)

Show Date: June 16-19, 2022

w w w . H o r s e S h o w P a t t e r n s . c o m

w w w . H o r s e S h o w P a t t e r n s . c o m



Be ready before A.

1. Walk to A.
2. At A, lope on the left lead to B.
3. At B, extend the jog to past C.
4. Stop and perform a 450 degree turn to the right.
5. Lope a circle around C on the right lead.
6. Stop at C and perform a 180 degree turn to the left.
7. Lope a large fast half circle to and around A.
8. At A, jog to B.
9. Stop at B and back 4 approximately one horse length.

Walk	-----
Jog	-----
Extended Jog	-----
Lope	-----
Lead Change	-----
Back	←-----
Marker	(B)

[WH/3-8]

Pattern Provided by:
The Judges

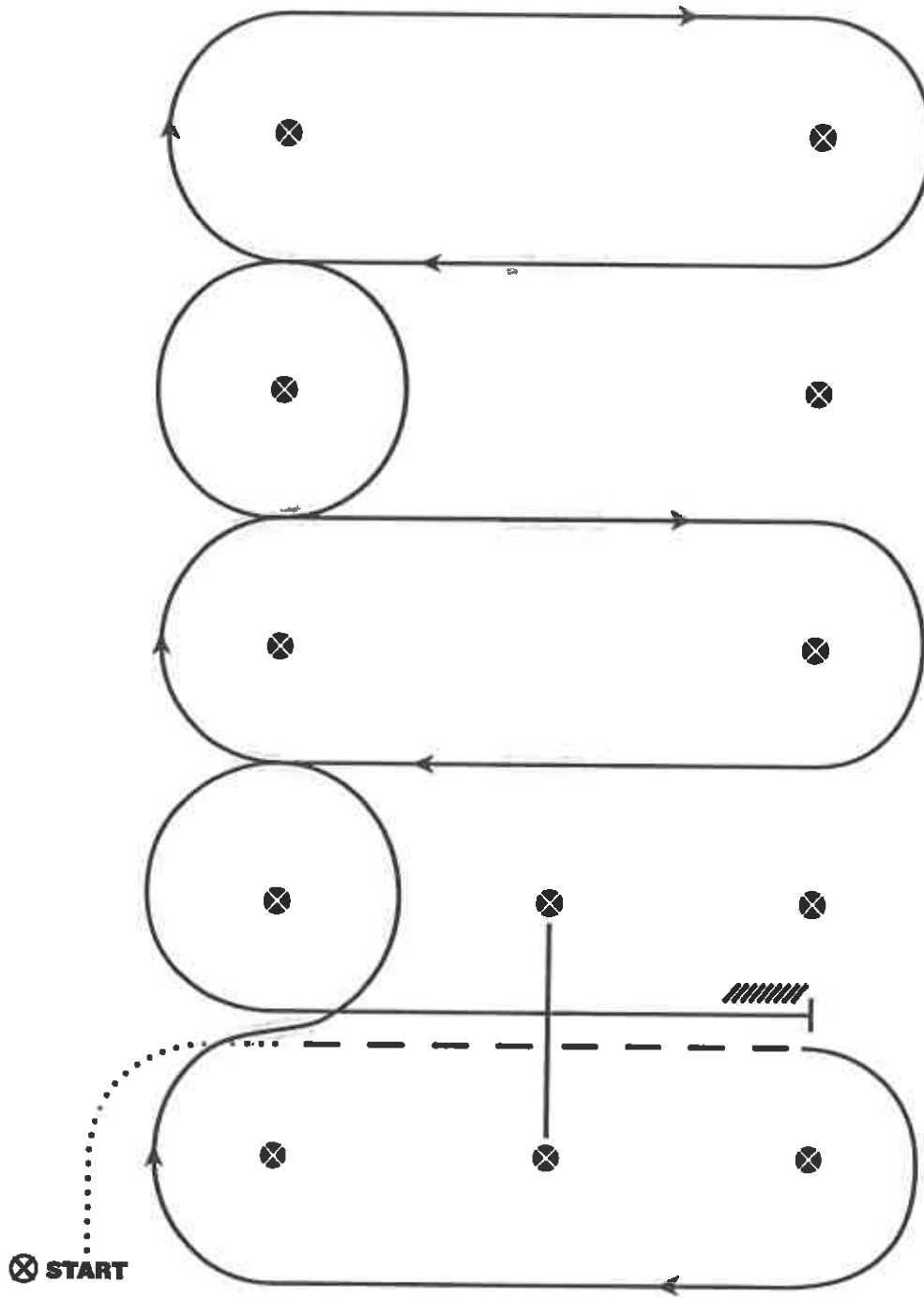
Sunday June 19

WESTERN RIDING - PATTERN 4

All Western

Aiding

LEGEND	
.....	Walk
- - - -	Jog
————	Lope
///////	Back
————	Lead Changing Area



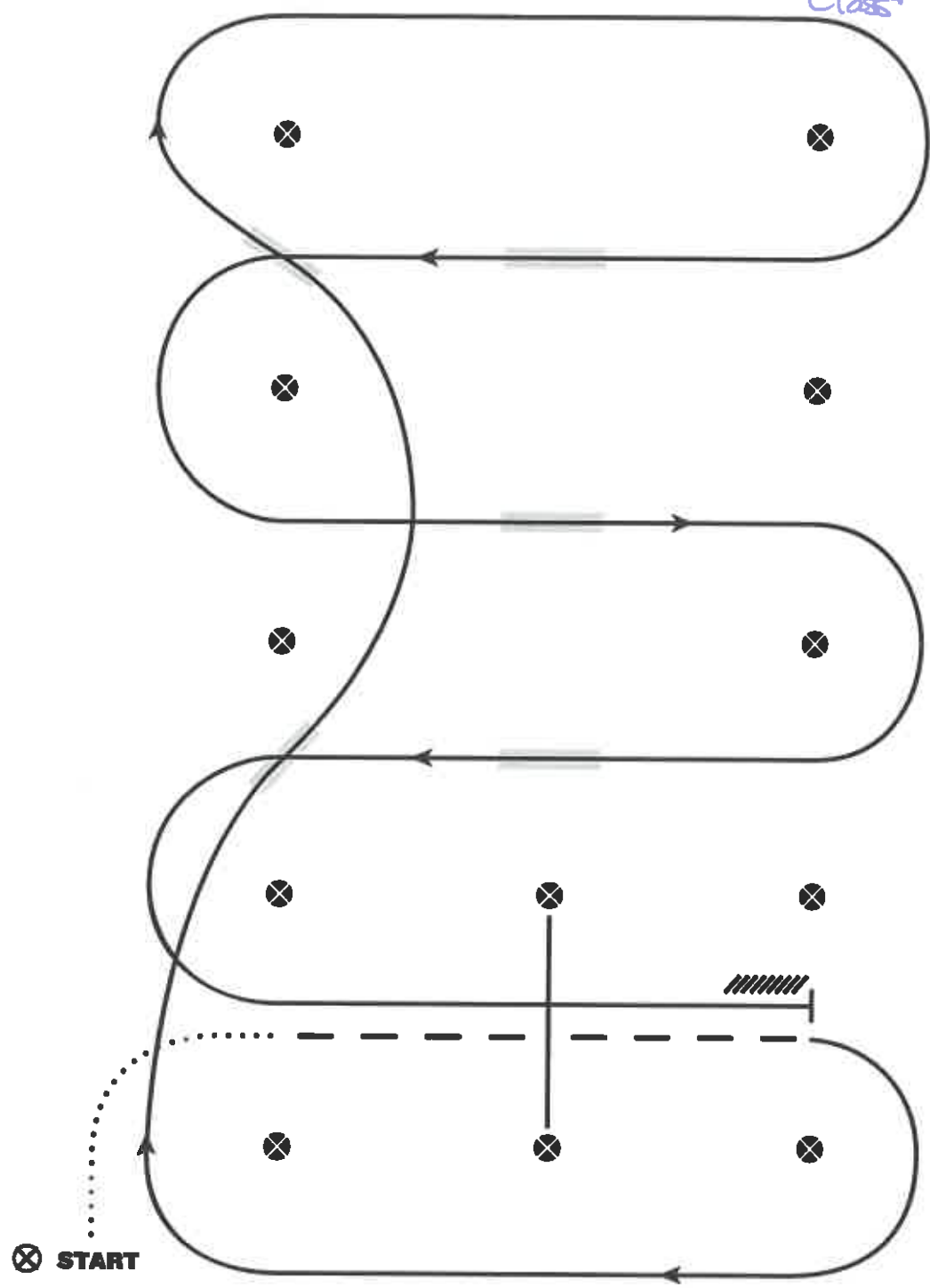
1. Walk at least 15 feet from start cone to the first marker, as drawn, transition to jog, jog over log.
2. Transition to the lope right lead
3. First line change
4. Second line change
5. Third line change
6. Fourth line change
7. First crossing change
8. Second crossing change
9. Third crossing change
10. Lope over log
11. Lope, stop & back

Sun June 19

LEVEL I WESTERN RIDING PATTERN 4 *Green*

Class # 120

LEGEND	
.....	Walk
- - - -	Jog
————	Lope
///////	Back
————	Lead Changing Area



1. Walk at least 15 feet from start cone to the first marker, as drawn, transition to jog, jog over log.
2. Transition to the lope right lead & lope around end
3. First line change
4. Second line change, lope around end of arena
5. First crossing change
6. Second crossing change
7. Third crossing change
8. Lope over log
9. Lope, stop & back